



BOISE STATE UNIVERSITY

Boise State School of Public Service

PRESENTED BY:

Corey Cook, Dean of the School of Public Service, BSU

PROJECT DETAILS

Conducted December 2-7, 2017

N = 1,000 Idaho Adults, 60% Cells

Margin of Error: +/-3.1%



BOISE STATE UNIVERSITY

GENERAL ISSUES

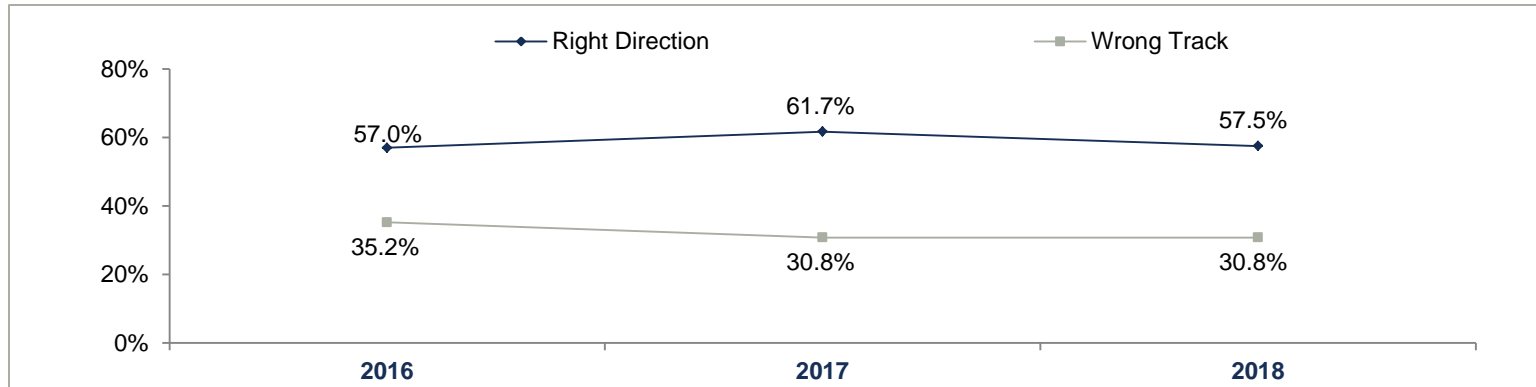


What is the most important issue facing Idaho today?

	Overall
Education/schools	23.3
Economy/jobs	10.7
Health care	7.5
Taxes/tax policy	6.1
Growth/rapid growth/managing growth/population growth	3.4
Land use/public lands/federal lands	2.8
Wages/low wages/minimum wage/lack of high paying jobs	2.6
Roads/transportation/traffic	1.7
Environment	1.5
Government/government regulations/federal government	1.4
Immigration	1.4
Politicians/political landscape/politicians	1.4
Gun laws/second amendment	1.2
Republicans/conservatives/Idaho is too conservative	1.1



Do you think things in Idaho are generally headed in the right direction, or do you feel that things are off on the wrong track?



	Over All	Age					Gender	
		18-29	30-44	45-54	55-64	65+	Male	Female
Right Direction	57.5	58.0	56.4	61.7	54.9	56.6	58.9	56.1
Wrong Track	30.8	24.1	32.6	28.9	34.0	35.2	29.6	32.0
Net Difference	+26.7	+34.0	+23.9	+32.8	+21.0	+21.4	+29.2	+24.1

	Over All	Area						Party		
		Boise MM	Ada	Canyon	ID Falls Mkt	Spokane MM	Twin Falls MM	Dem	Indy	GOP
Right Direction	57.5	56.4	55.0	58.6	61.0	54.8	58.0	33.3	52.8	73.2
Wrong Track	30.8	32.2	33.6	31.0	26.4	34.5	30.4	55.1	36.0	16.9
Net Difference	+26.7	+24.2	+21.5	+27.6	+34.6	+20.3	+27.7	-21.8	+16.8	+56.3



On a scale of 1-10, with 1 being not at all important and 10 being extremely important, how important would you say it is for the Idaho State Legislature to address each of the following issues?

Issue	8-10	4-7	1-3
Education	72.4	16.8	4.1
Healthcare	66.2	23.1	5.1
Jobs and the Economy	62.2	29.4	3.2
Taxes	51.8	35.4	7.7
Natural Resources	48.3	40.7	4.8
Environment	47.7	36.9	11.4
Immigration	40.2	32.4	21.0
Transportation	33.5	50.1	12.5

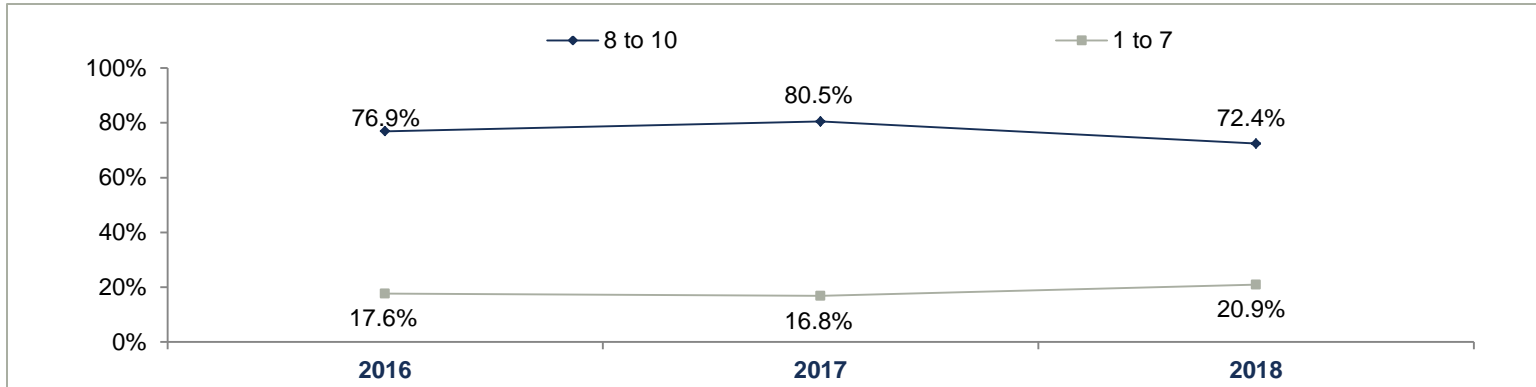


BOISE STATE UNIVERSITY

EDUCATION



On a scale of 1-10, with 1 being not at all important and 10 being extremely important, how important would you say it is for the Idaho State Legislature to address **education** issues?

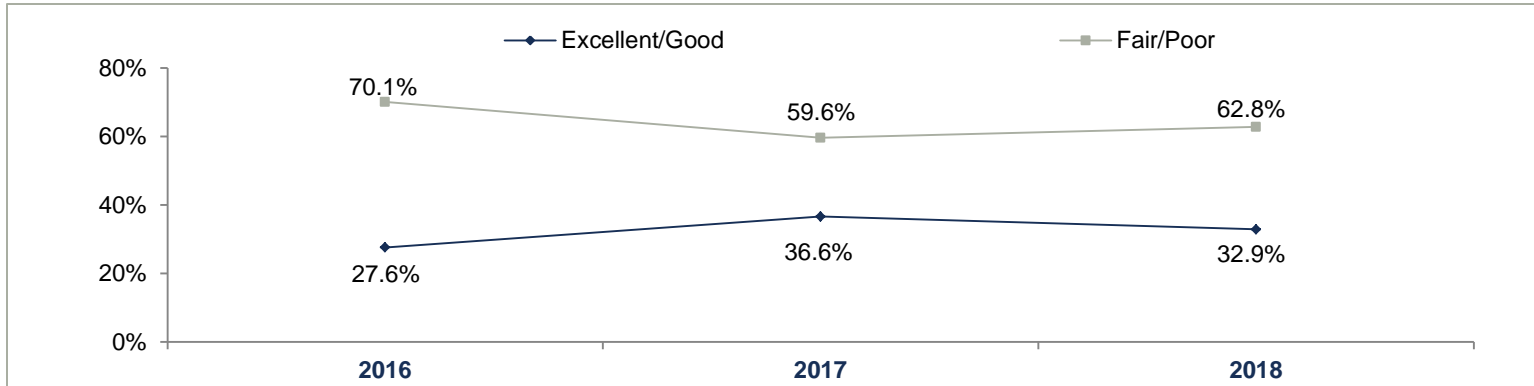


	Over All	Age					Gender	
		18-29	30-44	45-54	55-64	65+	Male	Female
8-10	72.4	73.1	74.6	72.2	76.5	64.8	69.4	75.5
4-7	16.8	17.0	15.2	16.7	15.4	20.3	20.6	13.0
1-3	4.1	2.4	5.7	3.3	2.5	6.0	4.7	3.4

	Over All	Area						Party		
		Boise MM	Ada	Canyon	ID Falls Mkt	Spokane MM	Twin Falls MM	Dem	Indy	GOP
8-10	72.4	72.7	75.1	75.0	75.8	70.6	70.5	80.1	77.0	66.1
4-7	16.8	17.8	15.9	15.5	15.6	17.5	13.4	9.0	15.6	19.9
1-3	4.1	4.3	4.5	2.6	2.2	5.1	4.5	3.2	2.8	5.7



How would you rate the quality of education in Idaho's K-12 public schools?

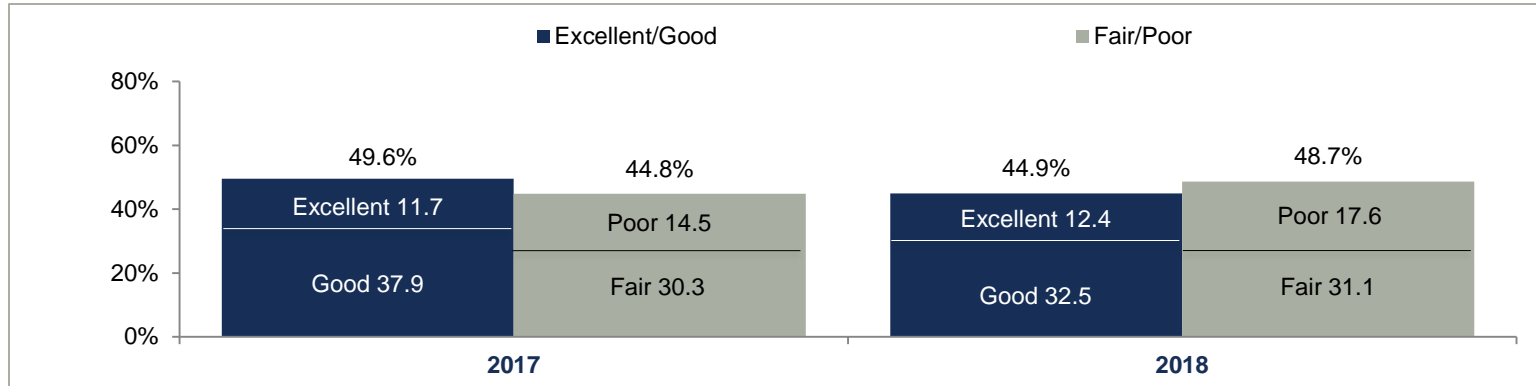


	Over All	Age					Gender	
		18-29	30-44	45-54	55-64	65+	Male	Female
Excellent/Good	32.9	26.4	26.9	34.4	36.4	44.5	32.6	33.2
Fair/Poor	62.8	68.4	68.9	61.7	61.7	49.5	64.0	61.5
Net Difference	-29.9	-42.0	-42.0	-27.2	-25.3	-4.9	-31.4	-28.3

	Over All	Area						Party		
		Boise MM	Ada	Canyon	ID Falls Mkt	Spokane MM	Twin Falls MM	Dem	Indy	GOP
Excellent/Good	32.9	32.0	33.2	25.9	33.3	30.5	38.4	28.2	29.3	40.4
Fair/Poor	62.8	63.7	62.6	70.7	63.2	62.1	60.7	69.2	66.1	55.5
Net Difference	-29.9	-31.8	-29.4	-44.8	-29.9	-31.6	-22.3	-41.0	-36.7	-15.0



And thinking specifically about your school district, how would you rate the quality of K-12 public schools in your area?

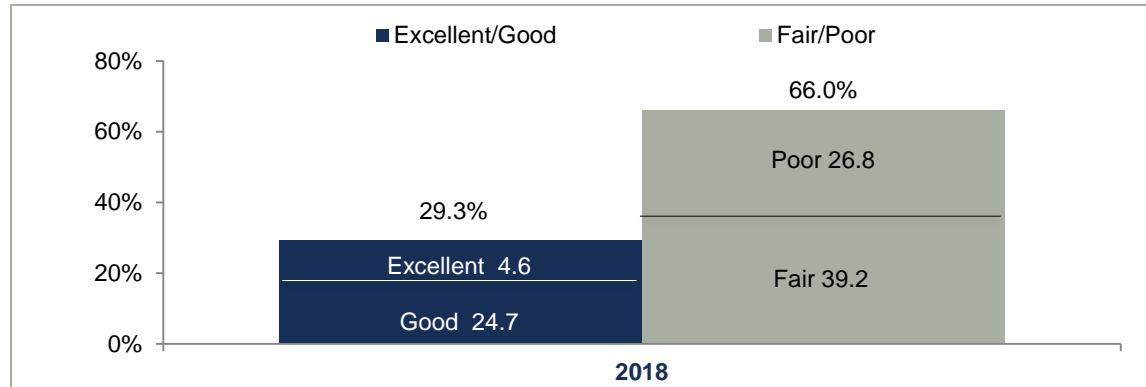


	Over All	Age					Gender	
		18-29	30-44	45-54	55-64	65+	Male	Female
Excellent/Good	44.9	39.2	42.0	46.7	47.5	51.6	42.9	47.0
Fair/Poor	48.7	53.3	52.7	47.2	47.5	40.1	52.2	45.1
Net Difference	-3.8	-14.2	-10.6	-0.6	0.0	+11.5	-9.3	+1.8

	Over All	Area					Party			
		Boise MM	Ada	Canyon	ID Falls Mkt	Spokane MM	Twin Falls MM	Dem	Indy	GOP
Excellent/Good	44.9	45.5	51.2	38.8	40.7	43.5	51.8	44.2	40.6	49.2
Fair/Poor	48.7	47.0	40.1	56.0	54.5	48.0	47.3	48.7	52.8	45.1
Net Difference	-3.8	-1.5	+11.1	-17.2	-13.9	-4.5	+4.5	-4.5	-12.2	+4.1



When it comes to preparing students to further their education beyond high school, do you think Idaho is doing an excellent, good, fair, or poor job?



	Over All	Age					Gender	
		18-29	30-44	45-54	55-64	65+	Male	Female
Excellent/Good	29.3	28.3	25.8	28.3	29.0	36.8	28.3	30.4
Fair/Poor	66.0	65.1	72.3	69.4	66.7	53.8	67.6	64.4
Net Difference	-36.7	-36.8	-46.6	-41.1	-37.7	-17.0	-39.3	-34.0

	Over All	Area						Party		
		Boise MM	Ada	Canyon	ID Falls Mkt	Spokane MM	Twin Falls MM	Dem	Indy	GOP
Excellent/Good	29.3	29.0	29.4	24.1	29.0	28.8	30.4	21.8	26.8	36.9
Fair/Poor	66.0	66.7	67.8	70.7	65.8	66.7	66.1	73.7	68.6	58.5
Net Difference	-36.7	-37.8	-38.4	-46.6	-36.8	-37.9	-35.7	-51.9	-41.8	-21.6

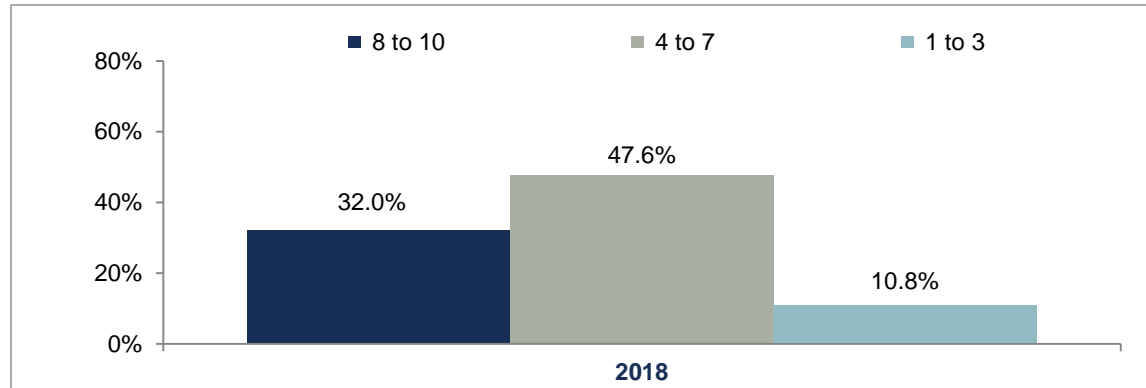


On a scale of 1-10, with 1 meaning you disagree completely and 10 meaning you agree completely, how much do you agree or disagree with each of the following statements? If you have no opinion, just say so.

Issue	8-10	4-7	1-3
Idaho's colleges providing excellent workforce	32.0	47.6	10.8
Enough opportunities for school-age children	26.6	44.2	19.9
HS students have a clear understanding of opportunities for university Programs	21.7	50.1	17.4
HS students have clear understanding or technical/trade school opportunities	17.1	50.4	21.6



On a scale of 1-10, with 1 meaning you disagree completely and 10 meaning you agree completely, how much do you agree or disagree with each of the following statements? If you have no opinion, just say so.
 Idaho's colleges and universities are providing Idaho with an excellent workforce.



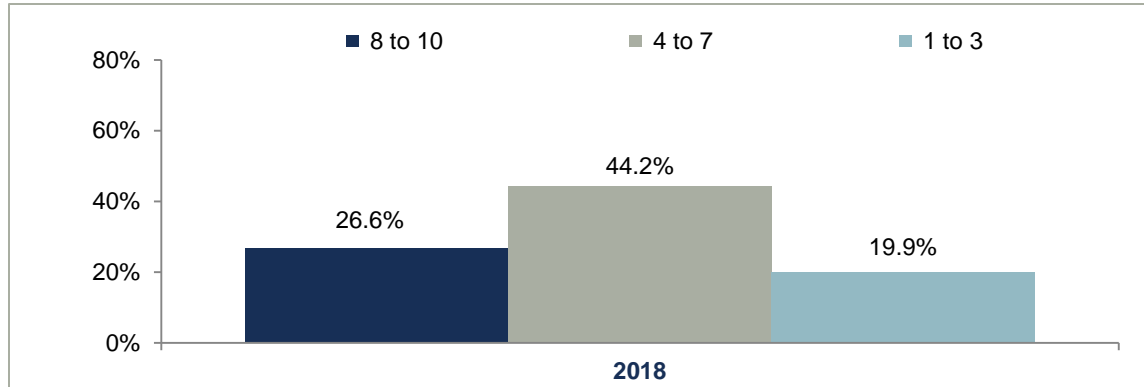
	Over All	Age					Gender	
		18-29	30-44	45-54	55-64	65+	Male	Female
8 to 10	32.0	34.0	27.3	31.1	34.0	35.7	30.8	33.2
4 to 7	47.6	45.3	52.3	52.2	46.3	40.1	50.6	44.5
1 to 3	10.8	13.7	14.0	7.8	10.5	6.0	11.7	9.9

	Over All	Area					Party			
		Boise MM	Ada	Canyon	ID Falls Mkt	Spokane MM	Twin Falls MM	Dem	Indy	GOP
8 to 10	32.0	30.5	31.8	26.7	32.9	30.5	40.2	32.7	28.6	36.3
4 to 7	47.6	50.4	52.2	51.7	46.3	45.2	42.9	46.2	49.7	44.8
1 to 3	10.8	10.7	9.0	12.9	11.7	11.3	8.0	11.5	12.2	8.7



On a scale of 1-10, with 1 meaning you disagree completely and 10 meaning you agree completely, how much do you agree or disagree with each of the following statements? If you have no opinion, just say so.

There are enough opportunities for either your school-age child or children you know to stay in Idaho.



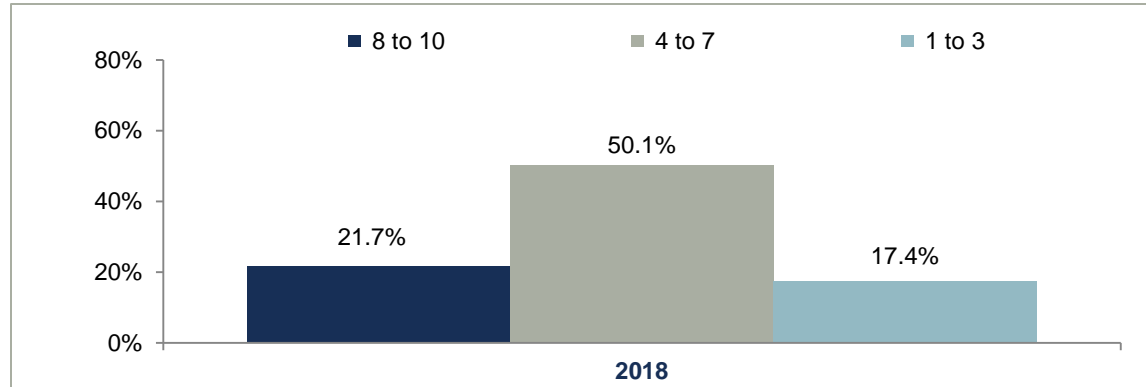
	Over All	Age					Gender	
		18-29	30-44	45-54	55-64	65+	Male	Female
8 to 10	26.6	29.2	25.4	27.8	24.1	26.4	27.3	25.9
4 to 7	44.2	42.0	48.5	42.2	45.1	41.8	46.2	42.1
1 to 3	19.9	17.5	18.2	22.8	25.9	17.0	18.6	21.3

	Over All	Area						Party		
		Boise MM	Ada	Canyon	ID Falls Mkt	Spokane MM	Twin Falls MM	Dem	Indy	GOP
8 to 10	26.6	29.0	30.4	20.7	23.8	24.3	25.9	26.3	22.7	30.3
4 to 7	44.2	43.6	41.5	51.7	47.2	35.6	53.6	32.1	46.2	48.4
1 to 3	19.9	19.3	20.1	19.8	17.7	29.9	11.6	32.1	21.7	12.6



On a scale of 1-10, with 1 meaning you disagree completely and 10 meaning you agree completely, how much do you agree or disagree with each of the following statements? If you have no opinion, just say so.

High School students and parents have a clear understanding of opportunities for university programs in Idaho



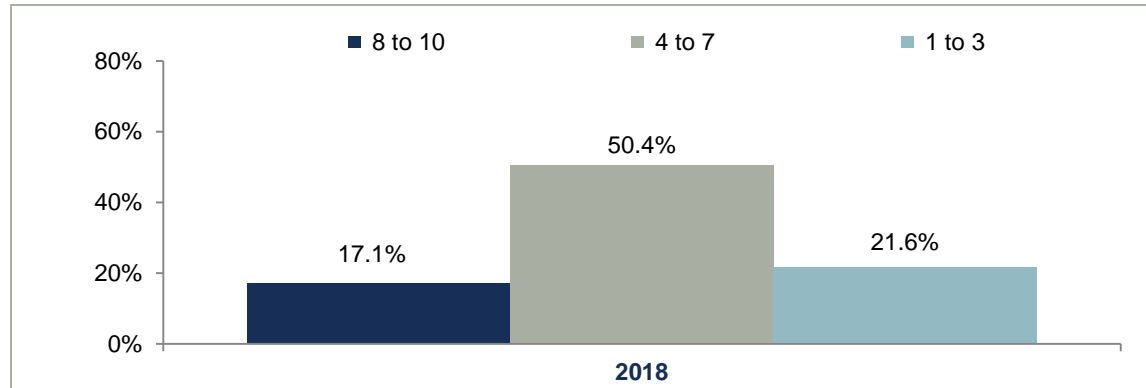
	Over All	Age					Gender	
		18-29	30-44	45-54	55-64	65+	Male	Female
8 to 10	21.7	19.3	17.8	21.1	25.3	27.5	21.5	21.9
4 to 7	50.1	56.1	52.3	51.1	47.5	41.2	52.8	47.4
1 to 3	17.4	17.0	22.0	16.1	19.1	11.0	16.6	18.2

	Over All	Area						Party		
		Boise MM	Ada	Canyon	ID Falls Mkt	Spokane MM	Twin Falls MM	Dem	Indy	GOP
8 to 10	21.7	21.7	24.6	18.1	24.7	15.8	25.9	19.2	19.1	26.2
4 to 7	50.1	50.0	49.8	53.4	45.9	53.1	52.7	51.3	50.0	51.4
1 to 3	17.4	17.2	14.9	19.0	19.0	17.5	15.2	17.9	19.4	13.4



On a scale of 1-10, with 1 meaning you disagree completely and 10 meaning you agree completely, how much do you agree or disagree with each of the following statements? If you have no opinion, just say so.

High School students and parents have a clear understanding of technical or trade school opportunities in Idaho.



	Over All	Age					Gender	
		18-29	30-44	45-54	55-64	65+	Male	Female
8 to 10	17.1	14.6	13.6	17.2	21.6	20.9	16.0	18.2
4 to 7	50.4	53.8	52.3	51.1	47.5	45.6	54.0	46.8
1 to 3	21.6	23.1	25.8	20.0	22.8	14.3	21.5	21.7

	Over All	Area						Party		
		Boise MM	Ada	Canyon	ID Falls Mkt	Spokane MM	Twin Falls MM	Dem	Indy	GOP
8 to 10	17.1	16.3	17.0	17.2	20.3	14.7	17.9	19.2	13.8	19.7
4 to 7	50.4	50.0	51.6	46.6	48.1	52.5	51.8	48.1	47.4	54.9
1 to 3	21.6	21.7	19.7	24.1	22.1	22.6	19.6	20.5	29.8	13.7

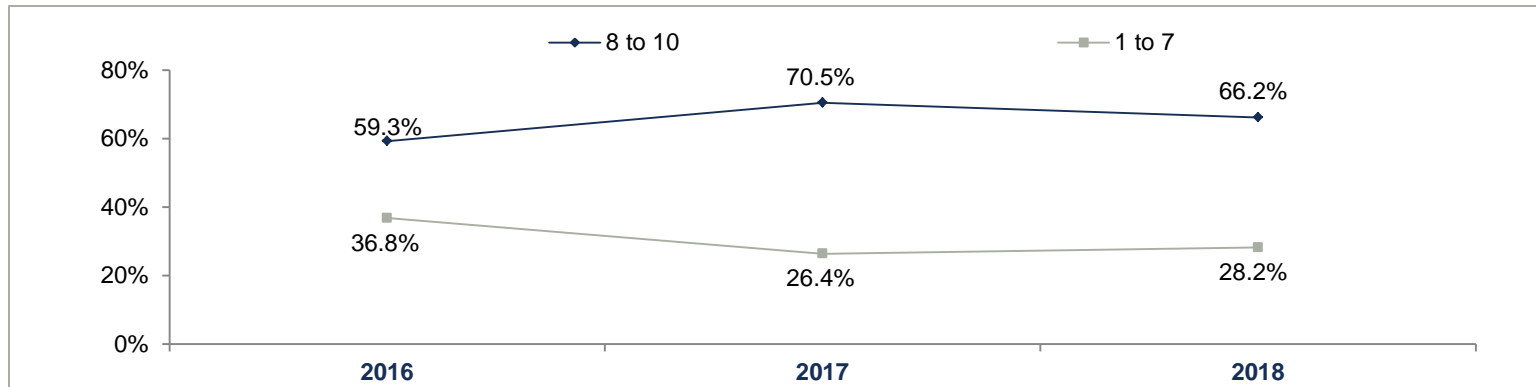


BOISE STATE UNIVERSITY

HEALTHCARE



On a scale of 1-10, with 1 being not at all important and 10 being extremely important, how important would you say it is for the Idaho State Legislature to address **healthcare** issues?

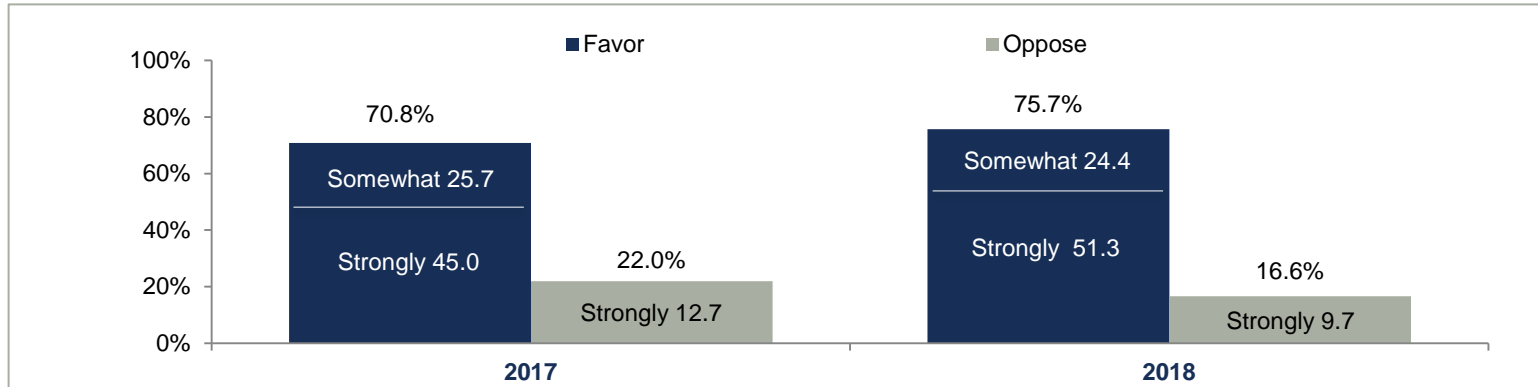


	Over All	Age					Gender	
		18-29	30-44	45-54	55-64	65+	Male	Female
8-10	66.2	66.5	65.5	62.8	71.0	65.9	57.5	75.1
4-7	23.1	22.2	22.3	27.8	22.8	20.9	29.2	16.8
1-3	5.1	6.6	5.3	6.1	2.5	4.4	7.5	2.6

	Over All	Area					Party			
		Boise MM	Ada	Canyon	ID Falls Mkt	Spokane MM	Twin Falls MM	Dem	Indy	GOP
8-10	66.2	67.0	65.1	77.6	65.8	63.8	70.5	75.6	67.3	61.2
4-7	23.1	23.6	25.3	15.5	22.1	25.4	17.0	10.3	23.0	28.4
1-3	5.1	6.0	6.9	3.4	4.8	5.1	1.8	5.8	3.6	6.8



In Idaho, there are currently 78,000 low income Idahoans who lack affordable comprehensive health coverage. Would you favor or oppose the governor and state legislature taking action to provide them with access to quality health care?

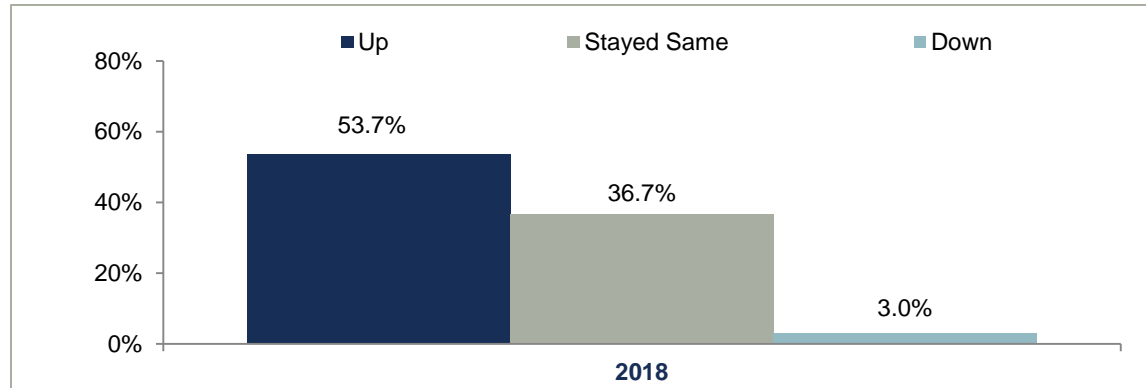


	Over All	Age					Gender	
		18-29	30-44	45-54	55-64	65+	Male	Female
Favor	75.7	79.7	73.9	76.1	75.3	73.6	72.3	79.1
Oppose	16.6	12.3	19.7	15.0	16.7	18.7	20.8	12.3
Net Difference	+59.1	+67.5	+54.2	+61.1	+58.6	+54.9	+51.6	+66.8

	Over All	Area						Party		
		Boise MM	Ada	Canyon	ID Falls Mkt	Spokane MM	Twin Falls MM	Dem	Indy	GOP
Favor	75.7	77.9	79.6	81.0	74.0	77.4	71.4	90.4	79.6	69.9
Oppose	16.6	17.6	16.6	15.5	13.9	14.7	18.8	7.7	14.3	21.6
Net Difference	+59.1	+60.3	+63.0	+65.5	+60.2	+62.7	+52.7	+82.7	+65.3	+48.4



Over the past year, have your health insurance rates gone up, gone down or stayed about the same?



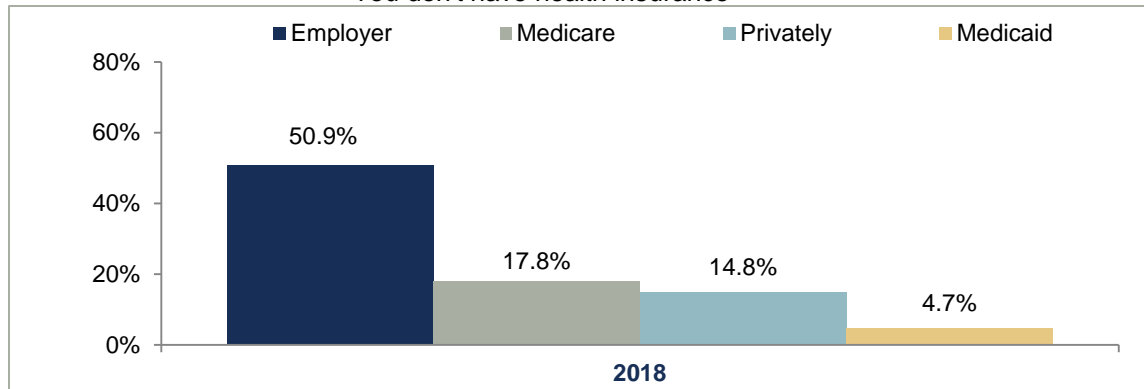
	Over All	Age					Gender	
		18-29	30-44	45-54	55-64	65+	Male	Female
Up	53.7	47.6	58.7	58.3	55.6	47.3	51.2	56.3
Stayed Same	36.7	42.9	31.8	33.3	31.5	44.5	39.3	34.0
Down	3.0	1.4	3.4	1.1	4.9	4.4	2.6	3.4

	Over All	Area						Party		
		Boise MM	Ada	Canyon	ID Falls Mkt	Spokane MM	Twin Falls MM	Dem	Indy	GOP
Up	53.7	50.2	52.2	54.3	58.4	52.0	58.0	50.0	52.6	58.2
Stayed Same	36.7	40.3	39.1	39.7	31.2	35.6	36.6	42.3	38.5	33.9
Down	3.0	3.0	2.4	2.6	1.3	6.2	1.8	4.5	3.1	2.5



Where do you and your family currently get health insurance?

- Through you or your spouse's employer
- Medicare
- Purchased privately through a health exchange
- Medicaid
- You don't have health insurance

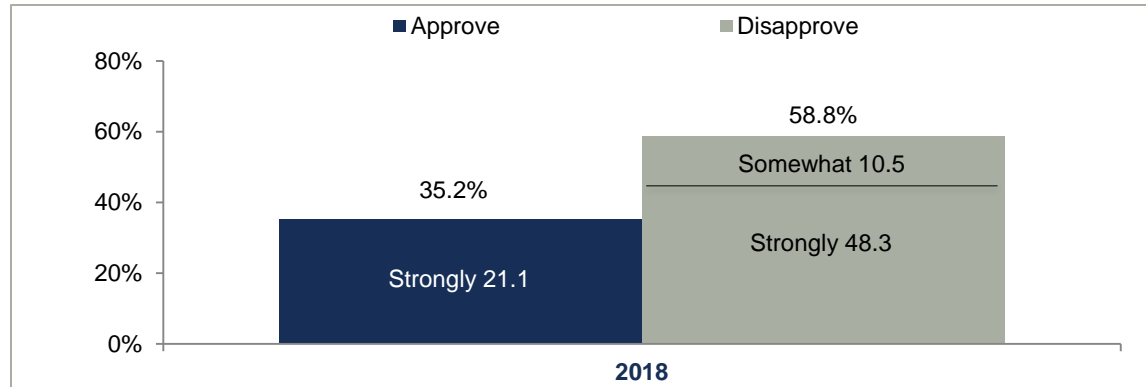


	Over All	Age					Gender			
		18-29	30-44	45-54	55-64	65+	Male	Female		
Employer	50.9	52.8	61.4	67.2	55.6	13.2	51.4	50.4		
Medicare	17.8	2.4	3.8	5.6	12.3	73.1	15.4	20.2		
Privately	14.8	19.8	17.4	12.8	14.2	7.7	16.0	13.6		
Medicaid	4.7	6.6	4.9	2.8	6.2	2.7	4.9	4.5		

	Over All	Area						Party		
		Boise MM	Ada	Canyon	ID Falls Mkt	Spokane MM	Twin Falls MM	Dem	Indy	GOP
Employer	50.9	53.6	57.1	52.6	51.5	45.2	46.4	50.6	52.3	49.2
Medicare	17.8	15.7	12.8	19.0	14.7	22.6	26.8	23.7	16.8	18.6
Privately	14.8	14.8	14.2	16.4	17.7	13.0	12.5	10.9	16.1	16.7
Medicaid	4.7	4.9	4.8	4.3	2.6	5.6	6.3	5.1	4.8	3.8



Do you generally approve or disapprove of the 2010 Affordable Care Act, often referred to as Obamacare, that restructured the U.S. healthcare system?

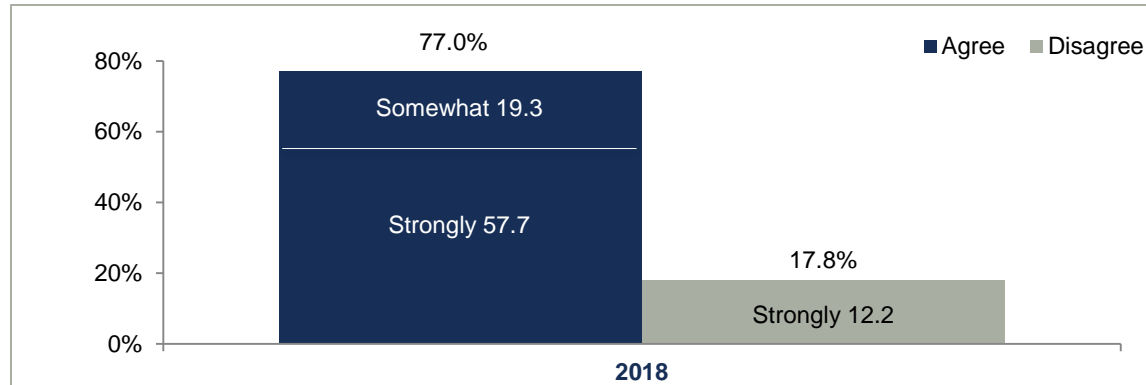


	Over All	Age					Gender	
		18-29	30-44	45-54	55-64	65+	Male	Female
Approve	35.2	42.5	32.6	35.6	32.7	32.4	30.4	40.1
Disapprove	58.8	47.2	62.5	61.7	61.7	61.5	64.8	52.6
Net Difference	-23.6	-4.7	-29.9	-26.1	-29.0	-29.1	-34.4	-12.6

	Over All	Area						Party		
		Boise MM	Ada	Canyon	ID Falls Mkt	Spokane MM	Twin Falls MM	Dem	Indy	GOP
Approve	35.2	38.0	47.8	24.1	30.3	39.5	30.4	76.3	42.1	12.6
Disapprove	58.8	56.9	48.8	65.5	57.6	58.2	66.1	17.3	53.1	82.2
Net Difference	-23.6	-18.9	-1.0	-41.4	-27.3	-18.6	-35.7	+59.0	-11.0	-69.7



Please tell me whether you agree or disagree with the following statement:
 Our state's elected officials need to create an Idaho solution regarding affordable health insurance plans?



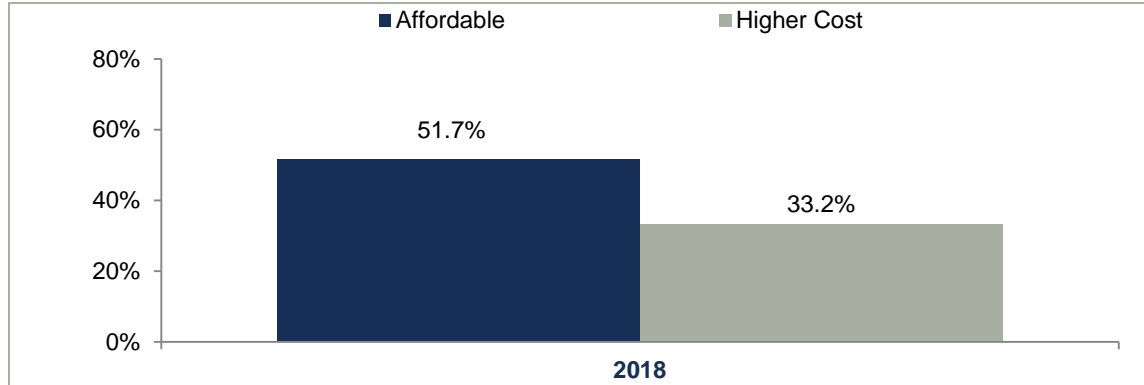
	Over All	Age					Gender	
		18-29	30-44	45-54	55-64	65+	Male	Female
Agree	77.0	80.2	78.0	75.6	76.5	73.6	71.1	83.0
Disagree	17.8	15.1	18.6	19.4	21.6	14.8	22.9	12.6
Net Difference	+59.2	+65.1	+59.5	+56.1	+54.9	+58.8	+48.2	+70.4

	Over All	Area					Party			
		Boise MM	Ada	Canyon	ID Falls Mkt	Spokane MM	Twin Falls MM	Dem	Indy	GOP
Agree	77.0	76.2	77.9	76.7	75.8	81.4	77.7	87.2	76.0	77.3
Disagree	17.8	19.5	19.4	15.5	18.2	14.1	15.2	10.3	19.1	17.2
Net Difference	+59.2	+56.7	+58.5	+61.2	+57.6	+67.2	+62.5	+76.9	+56.9	+60.1



When it comes to choosing your health insurance, what is more important:

- An affordable plan with limited benefits
- A higher cost plan with many benefits

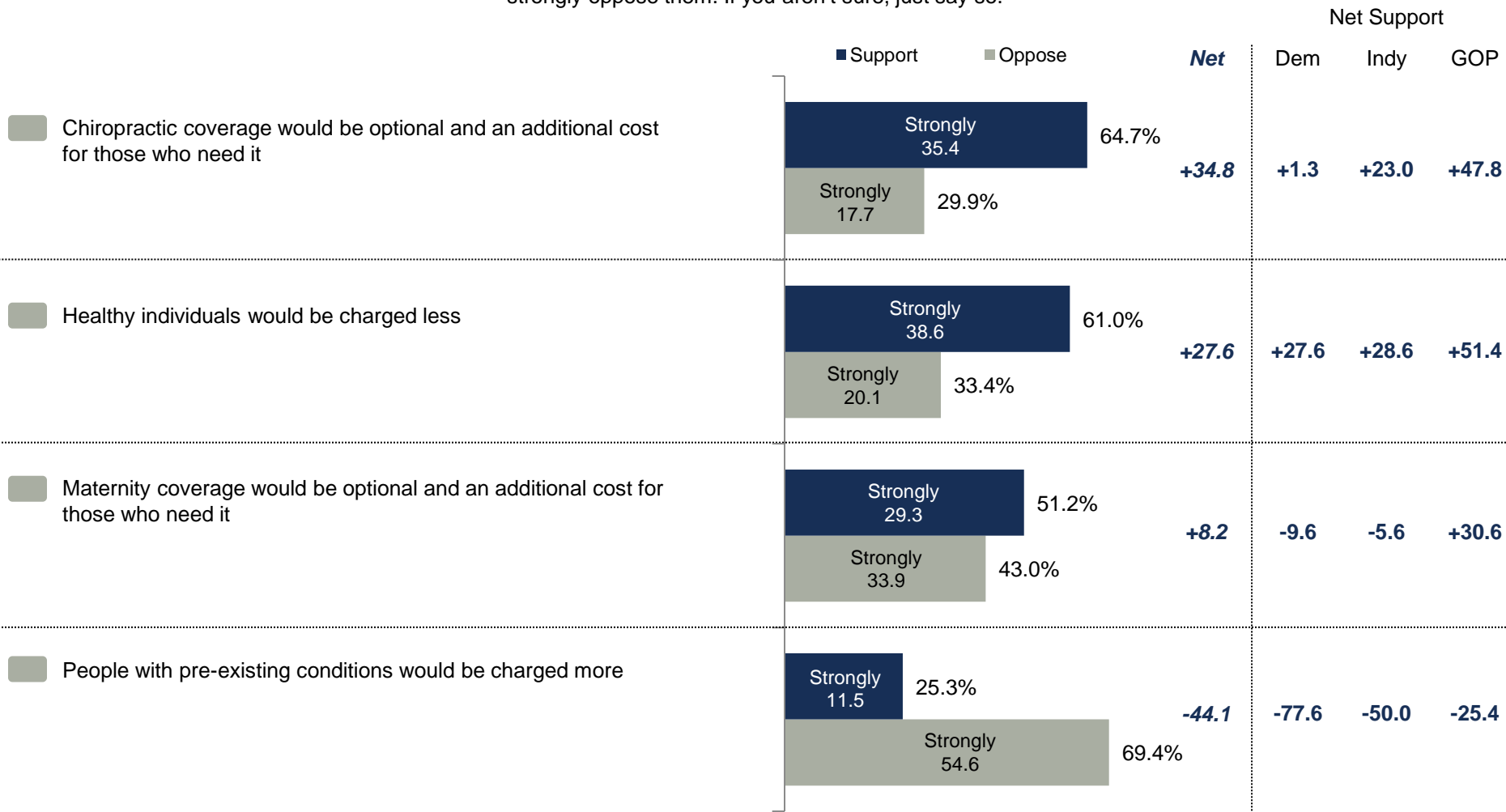


	Over All	Age					Gender	
		18-29	30-44	45-54	55-64	65+	Male	Female
Affordable	51.7	50.9	54.2	48.9	57.4	46.7	51.6	51.8
Higher Cost	33.2	38.2	34.1	33.3	25.3	33.0	31.6	34.8
Net Difference	+18.5	+12.7	+20.1	+15.6	+32.1	+13.7	+20.0	+17.0

	Over All	Area					Party			
		Boise MM	Ada	Canyon	ID Falls Mkt	Spokane MM	Twin Falls MM	Dem	Indy	GOP
Affordable	51.7	51.5	48.4	56.0	48.9	53.1	52.7	48.7	51.0	53.8
Higher Cost	33.2	34.3	39.1	31.0	35.1	31.6	28.6	39.1	34.4	31.1
Net Difference	+18.5	+17.2	+9.3	+25.0	+13.9	+21.5	+24.1	+9.6	+16.6	+22.7

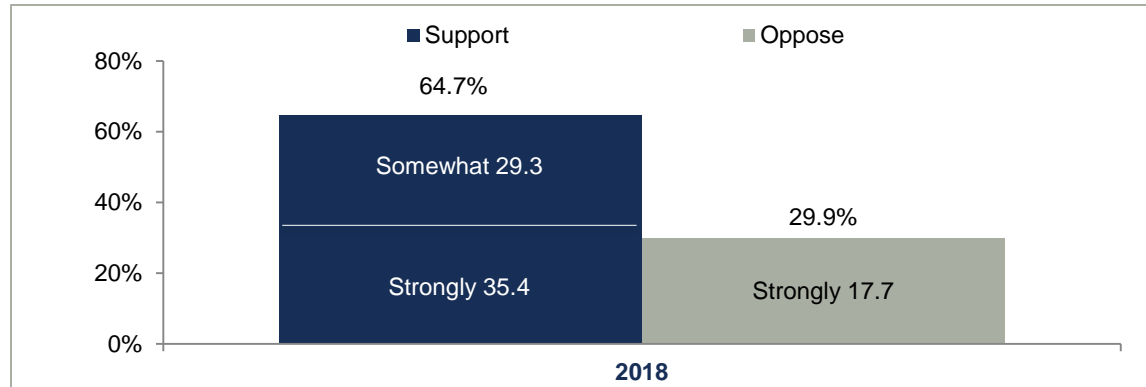


As insurance premiums continue to increase, some in our state legislature are working on a coverage solution that makes changes to existing benefits to provide more affordable plans. After hearing each proposed change, please tell if you strongly support, somewhat support, somewhat oppose or strongly oppose them. If you aren't sure, just say so.





Chiropractic coverage would be optional and an additional cost for those who need it

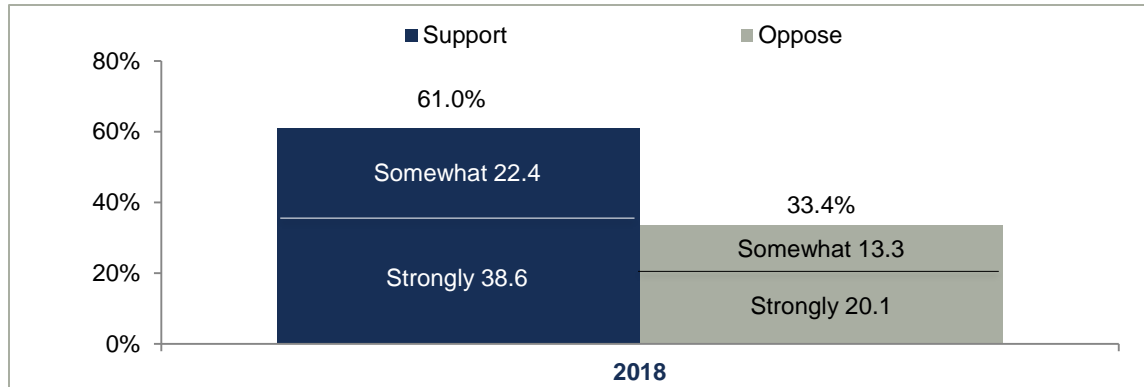


	Over All	Age					Gender	
		18-29	30-44	45-54	55-64	65+	Male	Female
Support	64.7	62.7	65.9	70.6	61.1	62.6	66.6	62.8
Oppose	29.9	33.0	29.5	25.0	32.7	29.1	27.7	32.2
Net Difference	+34.8	+29.7	+36.4	+45.6	+28.4	+33.5	+38.9	+30.6

	Over All	Area						Party		
		Boise MM	Ada	Canyon	ID Falls Mkt	Spokane MM	Twin Falls MM	Dem	Indy	GOP
Support	64.7	65.0	62.6	69.0	65.8	61.0	66.1	60.3	62.5	73.2
Oppose	29.9	30.0	31.8	28.4	27.3	35.0	26.8	32.7	33.9	21.9
Net Difference	+34.8	+35.0	+30.8	+40.5	+38.5	+26.0	+39.3	+27.6	+28.6	+51.4



Healthy individuals would be charged less

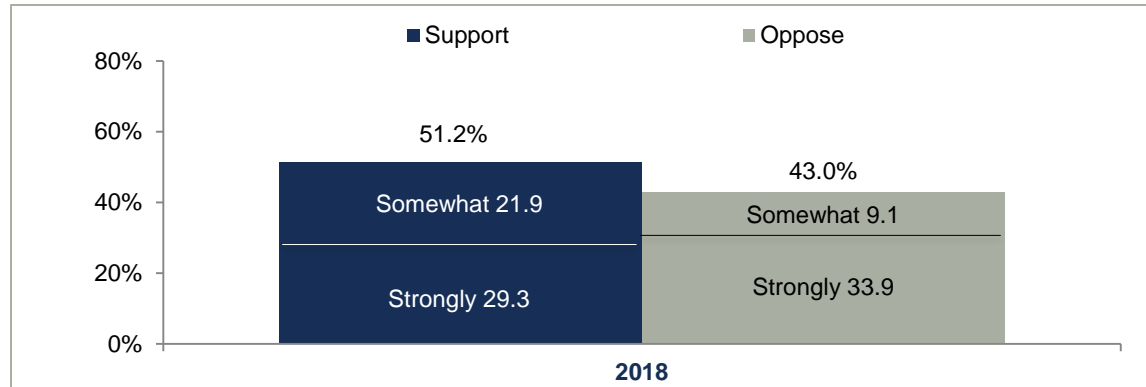


	Over All	Age					Gender	
		18-29	30-44	45-54	55-64	65+	Male	Female
Support	61.0	54.7	63.6	62.8	63.6	60.4	67.4	54.5
Oppose	33.4	41.0	31.4	32.2	32.7	29.1	28.7	38.3
Net Difference	+27.6	+13.7	+32.2	+30.6	+30.9	+31.3	+38.7	+16.2

	Over All	Area						Party		
		Boise MM	Ada	Canyon	ID Falls Mkt	Spokane MM	Twin Falls MM	Dem	Indy	GOP
Support	61.0	61.4	56.7	66.4	62.8	60.5	53.6	47.4	58.7	71.9
Oppose	33.4	33.7	37.4	31.0	30.3	34.5	40.2	46.2	35.7	24.0
Net Difference	+27.6	+27.7	+19.4	+35.3	+32.5	+26.0	+13.4	+1.3	+23.0	+47.8



Maternity coverage would be optional and an additional cost for those who need it

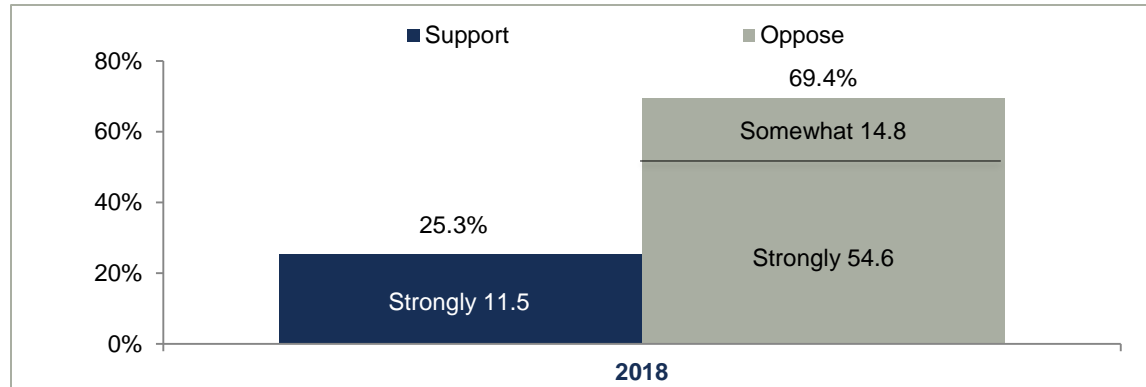


	Over All	Age					Gender	
		18-29	30-44	45-54	55-64	65+	Male	Female
Support	51.2	35.4	51.5	51.7	62.3	58.8	52.0	50.4
Oppose	43.0	59.4	43.9	45.0	35.8	26.9	41.5	44.5
Net Difference	+8.2	-24.1	+7.6	+6.7	+26.5	+31.9	+10.5	+5.9

	Over All	Area						Party		
		Boise MM	Ada	Canyon	ID Falls Mkt	Spokane MM	Twin Falls MM	Dem	Indy	GOP
Support	51.2	51.1	48.4	50.9	47.2	55.4	52.7	41.7	44.6	62.8
Oppose	43.0	44.0	46.7	45.7	45.0	41.2	38.4	51.3	50.3	32.2
Net Difference	+8.2	+7.1	+1.7	+5.2	+2.2	+14.1	+14.3	-9.6	-5.6	+30.6



People with pre-existing conditions would be charged more



	Over All	Age					Gender	
		18-29	30-44	45-54	55-64	65+	Male	Female
Support	25.3	21.7	25.4	28.3	24.7	26.9	32.0	18.4
Oppose	69.4	74.5	70.1	65.0	73.5	63.2	62.6	76.3
Net Difference	-44.1	-52.8	-44.7	-36.7	-48.8	-36.3	-30.6	-57.9

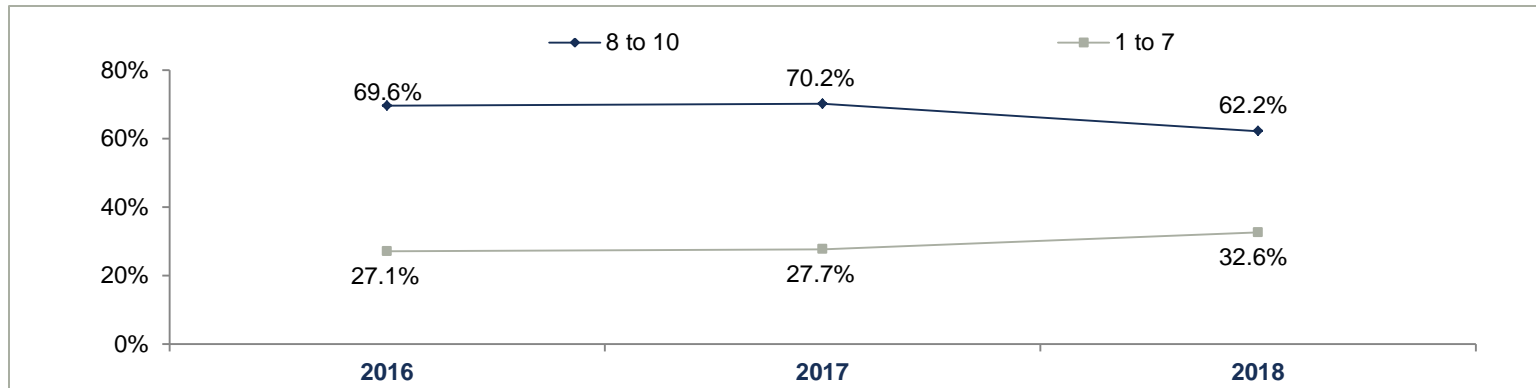
	Over All	Area						Party		
		Boise MM	Ada	Canyon	ID Falls Mkt	Spokane MM	Twin Falls MM	Dem	Indy	GOP
Support	25.3	24.0	21.1	25.9	27.7	24.9	21.4	9.6	22.2	35.0
Oppose	69.4	71.5	74.0	71.6	65.4	70.1	72.3	87.2	72.2	60.4
Net Difference	-44.1	-47.4	-52.9	-45.7	-37.7	-45.2	-50.9	-77.6	-50.0	-25.4



ECONOMY



On a scale of 1-10, with 1 being not at all important and 10 being extremely important, how important would you say it is for the Idaho State Legislature to address **jobs and the economy** issues?

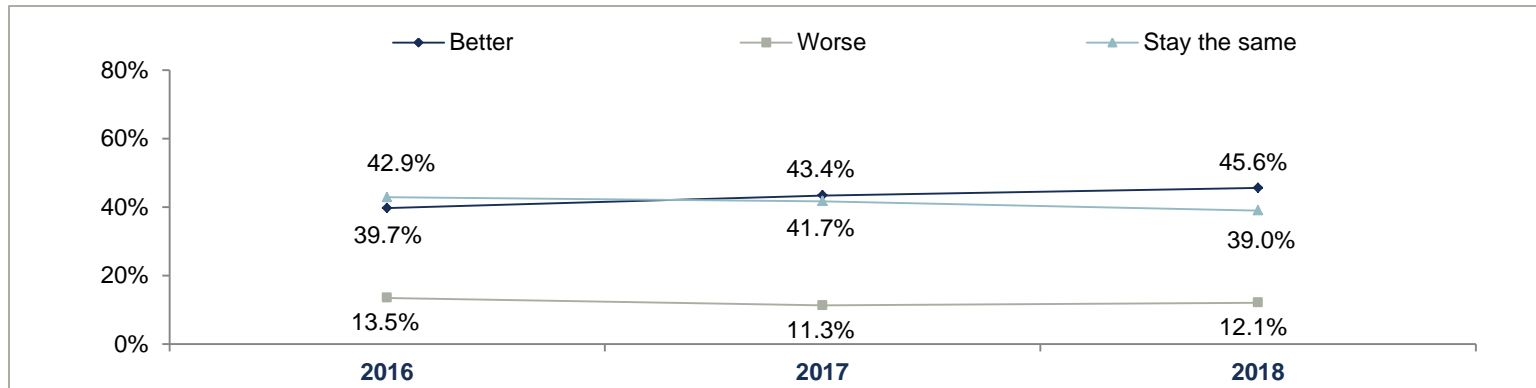


	Over All	Age					Gender	
		18-29	30-44	45-54	55-64	65+	Male	Female
8-10	62.2	61.8	59.8	65.6	66.0	59.3	56.7	67.8
4-7	29.4	31.6	30.7	27.2	27.2	29.1	33.2	25.5
1-3	3.2	2.4	4.9	2.2	2.5	3.3	5.1	1.2

	Over All	Area						Party		
		Boise MM	Ada	Canyon	ID Falls Mkt	Spokane MM	Twin Falls MM	Dem	Indy	GOP
8-10	62.2	64.4	60.9	72.4	58.4	66.7	57.1	62.8	62.0	63.1
4-7	29.4	29.2	32.5	21.6	32.5	23.7	31.3	28.2	30.4	29.5
1-3	3.2	2.8	3.5	1.7	2.6	4.0	3.6	1.3	3.3	3.3



Over the next 2 years do you think Idaho's economy is going to get better, get worse or stay about the same?

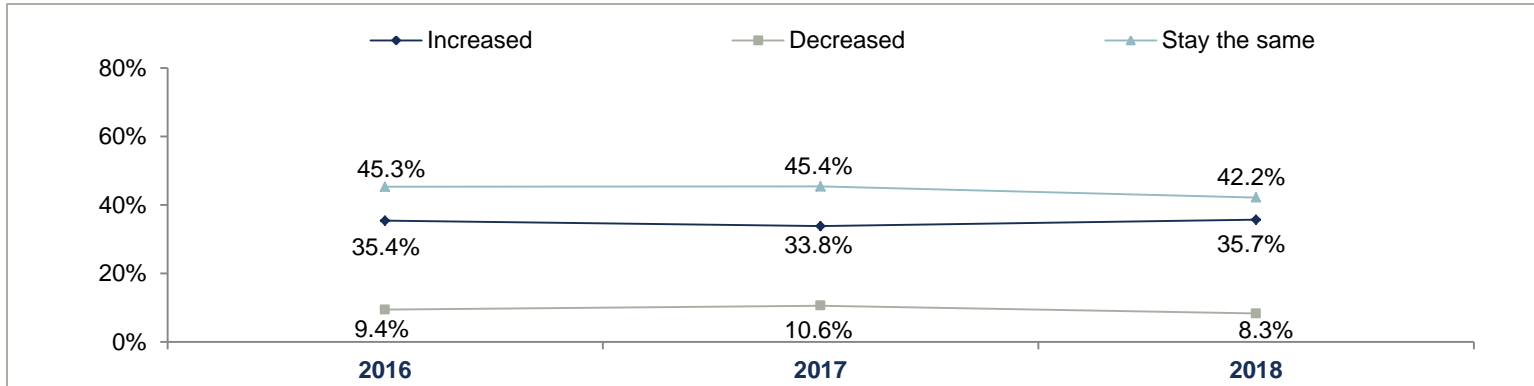


	Over All	Age					Gender	
		18-29	30-44	45-54	55-64	65+	Male	Female
Better	45.6	45.8	45.5	46.7	45.1	45.1	50.6	40.5
Stay the Same	39.0	42.0	38.3	36.7	39.5	38.5	35.8	42.3
Worse	12.1	9.9	12.9	11.1	13.6	13.2	9.9	14.4

	Over All	Area					Party			
		Boise MM	Ada	Canyon	ID Falls Mkt	Spokane MM	Twin Falls MM	Dem	Indy	GOP
Better	45.6	49.4	49.8	50.9	45.0	40.7	42.0	29.5	45.4	52.7
Stay the Same	39.0	36.5	36.3	34.5	41.6	36.2	47.3	45.5	37.8	37.2
Worse	12.1	11.2	10.0	13.8	9.5	20.3	8.9	21.8	13.5	7.1



Do you think the Idaho state budget should be increased, should be decreased, or should stay about the same?



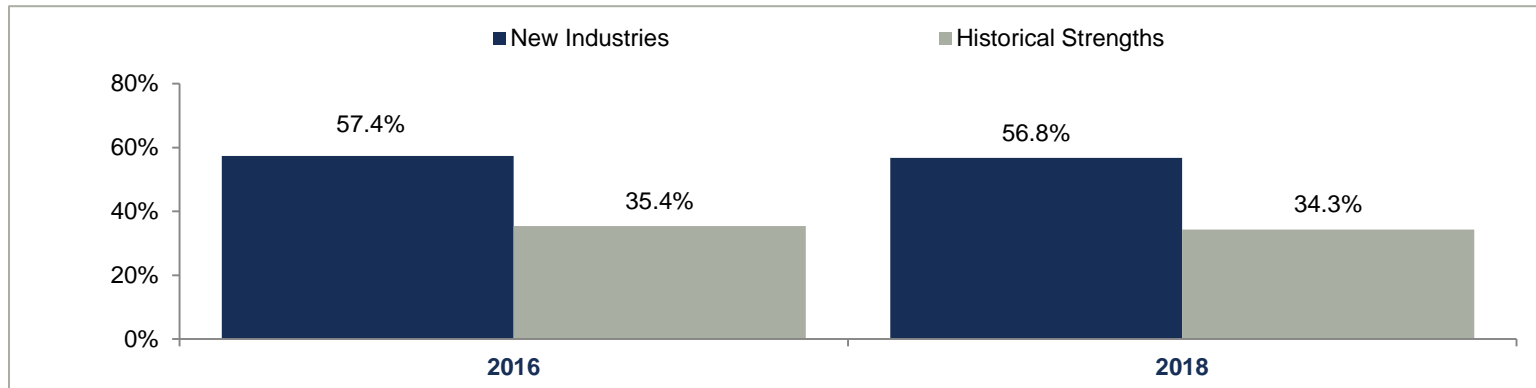
	Over All	Age					Gender	
		18-29	30-44	45-54	55-64	65+	Male	Female
Increased	35.7	36.3	39.4	36.7	35.2	29.1	33.8	37.7
Stay the same	42.2	37.3	42.4	39.4	42.0	50.5	45.7	38.7
Decreased	8.3	7.5	8.0	8.9	10.5	7.1	10.5	6.1

	Over All	Area					Party			
		Boise MM	Ada	Canyon	ID Falls Mkt	Spokane MM	Twin Falls MM	Dem	Indy	GOP
Increased	35.7	37.3	40.8	35.3	34.6	35.6	33.9	57.7	38.3	23.0
Stay the same	42.2	42.9	42.9	42.2	39.4	37.9	52.7	26.9	42.3	51.9
Decreased	8.3	8.8	6.6	10.3	8.7	7.9	4.5	5.1	6.6	9.8



Which of the following statements comes closest to your own opinion?

- The Idaho economy of the future should focus on growing new industries like technology and computer sciences, encouraging innovation and an entrepreneurial culture
- The Idaho economy of the future should focus on its historical strengths in natural resources, like agriculture, timber and mining



	Over All	Age					Gender	
		18-29	30-44	45-54	55-64	65+	Male	Female
New Industries	56.8	66.5	54.5	61.1	55.6	45.6	58.9	54.7
Historical Strengths	34.3	25.5	36.7	32.8	32.7	44.0	33.4	35.2
Net Difference	+22.5	+41.0	+17.8	+28.3	+22.8	+1.6	+25.5	+19.4

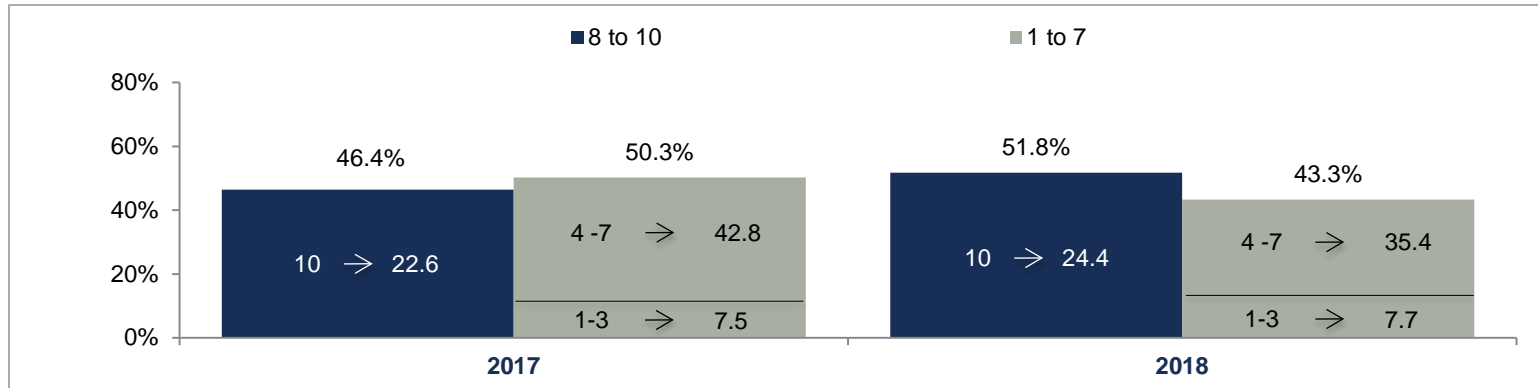
	Over All	Area						Party		
		Boise MM	Ada	Canyon	ID Falls Mkt	Spokane MM	Twin Falls MM	Dem	Indy	GOP
New Industries	56.8	59.0	67.8	50.0	59.7	56.5	48.2	71.8	63.0	45.9
Historical Strengths	34.3	31.8	23.2	41.4	31.6	32.8	47.3	21.8	27.6	46.7
Net Difference	+22.5	+27.3	+44.6	+8.6	+28.1	+23.7	+0.9	+50.0	+35.5	-0.8



TAXES



On a scale of 1-10, with 1 being not at all important and 10 being extremely important, how important would you say it is for the Idaho State Legislature to address **tax** issues?

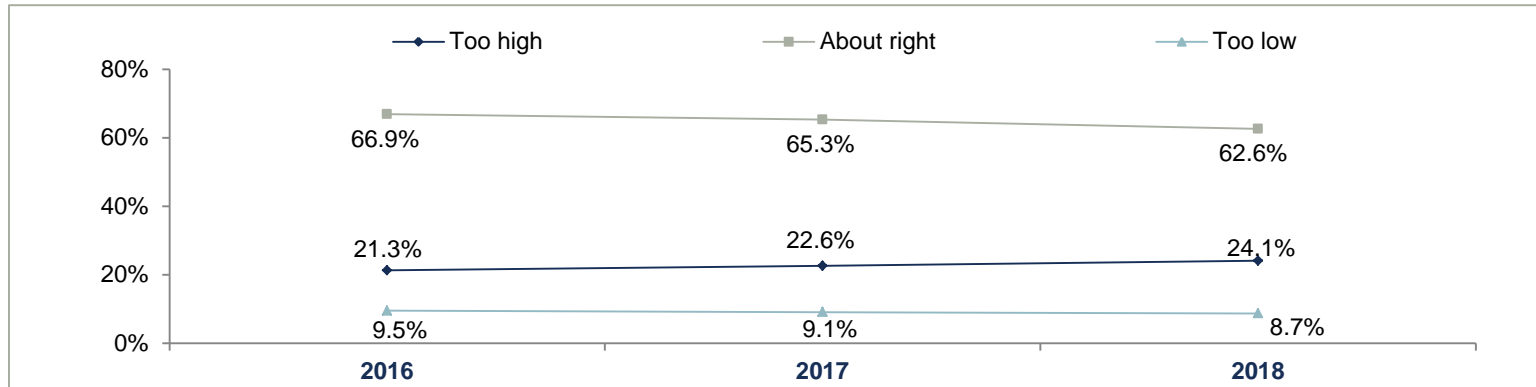


	Over All	Age					Gender	
		18-29	30-44	45-54	55-64	65+	Male	Female
8-10	51.8	50.5	50.8	48.3	57.4	53.3	47.8	55.9
4-7	35.4	34.9	32.2	40.0	35.2	36.3	38.7	32.0
1-3	7.7	8.5	10.6	6.1	6.2	5.5	9.3	6.1

	Over All	Area						Party		
		Boise MM	Ada	Canyon	ID Falls Mkt	Spokane MM	Twin Falls MM	Dem	Indy	GOP
8-10	51.8	56.9	52.6	69.0	46.3	45.8	53.6	53.8	49.5	54.1
4-7	35.4	32.6	36.0	21.6	38.1	37.9	34.8	27.6	36.7	36.3
1-3	7.7	6.4	7.6	4.3	8.7	11.3	6.3	11.5	8.2	6.6



In general, would you say that taxes in Idaho are too high, too low or about right?



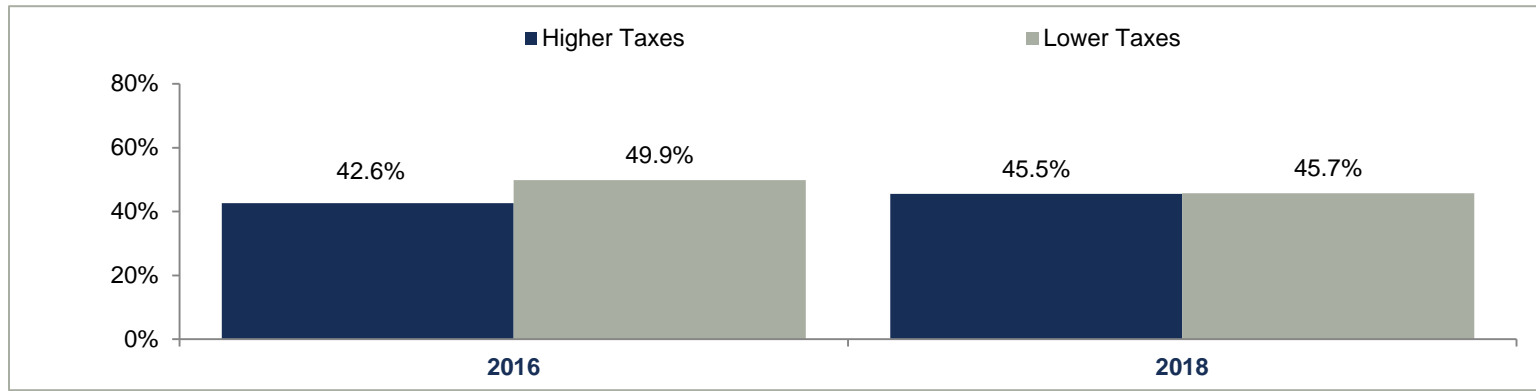
	Over All	Age					Gender	
		18-29	30-44	45-54	55-64	65+	Male	Female
Too high	24.1	20.8	25.4	22.8	24.7	26.9	27.5	20.6
About right	62.6	63.7	57.6	66.1	66.0	62.1	60.9	64.4
Too low	8.7	7.5	14.0	7.2	6.2	6.0	8.5	8.9

	Over All	Area						Party		
		Boise MM	Ada	Canyon	ID Falls Mkt	Spokane MM	Twin Falls MM	Dem	Indy	GOP
Too high	24.1	24.2	21.1	25.9	22.9	23.2	25.9	15.4	21.9	27.9
About right	62.6	61.6	61.2	64.7	64.9	59.9	67.9	59.0	62.0	67.2
Too low	8.7	9.7	12.8	6.0	6.5	11.9	4.5	18.6	11.0	3.0



Which of the following statements comes closest to your own opinion?

- I'd rather pay higher taxes and have a state government that provides more services
- I'd rather pay lower taxes and have a state government that provides fewer services



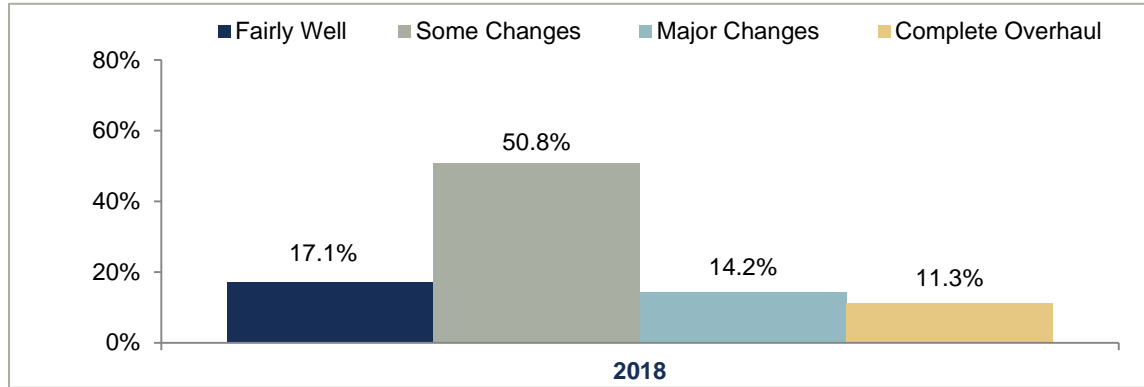
	Over All	Age					Gender	
		18-29	30-44	45-54	55-64	65+	Male	Female
Higher Taxes	45.5	53.3	45.1	45.6	38.3	43.4	38.3	52.8
Lower Taxes	45.7	39.6	48.5	45.6	49.4	45.6	54.3	36.8
Net Difference	-0.2	+13.7	-3.4	0.0	-11.1	-2.2	-16.0	+16.0

	Over All	Area						Party		
		Boise MM	Ada	Canyon	ID Falls Mkt	Spokane MM	Twin Falls MM	Dem	Indy	GOP
Higher Taxes	45.5	47.2	52.9	42.2	46.3	42.4	46.4	78.8	49.5	28.7
Lower Taxes	45.7	46.1	40.5	50.9	42.0	48.6	42.9	13.5	42.1	62.8
Net Difference	-0.2	+1.1	+12.5	-8.6	+4.3	-6.2	+3.6	+65.4	+7.4	-34.2



Thinking about Idaho's current tax system, would you say:

- The current tax system works fairly well as it is now
- Some changes are needed, but it should stay basically the same
- Major changes are needed
- A complete overhaul of the current system is needed



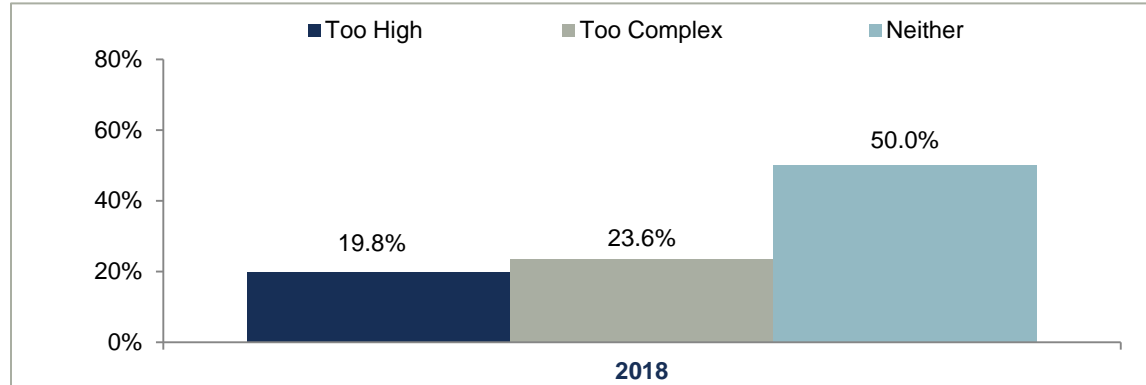
	Over All	Age					Gender	
		18-29	30-44	45-54	55-64	65+	Male	Female
Fairly Well	17.1	12.7	15.2	16.1	20.4	23.1	19.0	15.2
Some Changes	50.8	58.0	47.3	52.2	48.8	47.8	48.8	52.8
Major Changes	14.2	9.0	18.2	17.2	13.0	12.6	14.8	13.6
Complete Overhaul	11.3	12.7	11.7	7.2	11.7	12.6	12.8	9.7

	Over All	Area						Party		
		Boise MM	Ada	Canyon	ID Falls Mkt	Spokane MM	Twin Falls MM	Dem	Indy	GOP
Fairly Well	17.1	17.0	18.0	12.1	16.9	14.7	21.4	17.3	13.8	20.8
Some Changes	50.8	53.4	56.4	44.8	47.6	49.7	48.2	42.9	52.6	53.3
Major Changes	14.2	13.7	12.1	21.6	14.3	16.9	13.4	20.5	15.3	11.7
Complete Overhaul	11.3	10.1	8.0	14.7	11.7	15.3	8.9	11.5	10.7	10.7



When it comes to personal income taxes in Idaho, which is the bigger problem?

- The tax rate is too high
- It is too complex and difficult to understand
- Neither



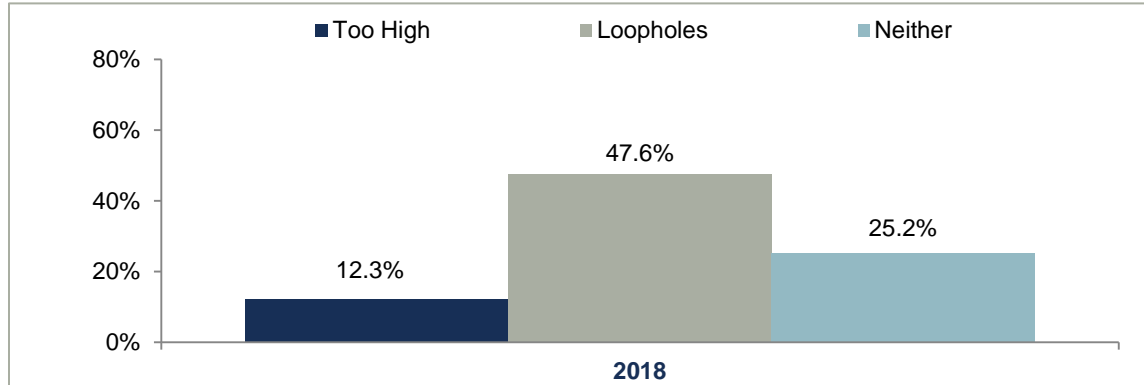
	Over All	Age					Gender	
		18-29	30-44	45-54	55-64	65+	Male	Female
Too High	19.8	19.8	23.5	16.1	21.6	16.5	25.1	14.4
Too Complex	23.6	27.8	18.2	25.6	22.2	25.8	23.9	23.3
Neither	50.0	48.6	53.8	51.1	51.9	43.4	46.6	53.4

	Over All	Area						Party		
		Boise MM	Ada	Canyon	ID Falls Mkt	Spokane MM	Twin Falls MM	Dem	Indy	GOP
Too High	19.8	18.0	15.9	19.8	19.9	20.9	25.0	12.8	16.3	25.7
Too Complex	23.6	22.5	20.1	29.3	25.5	24.3	24.1	16.7	23.5	27.0
Neither	50.0	53.9	59.9	44.0	46.8	48.0	44.6	63.5	52.8	43.2



When it comes to corporate income taxes in Idaho, which is the bigger problem?

- The tax rate is too high
- It has too many loopholes and tax breaks for special interests
- Neither

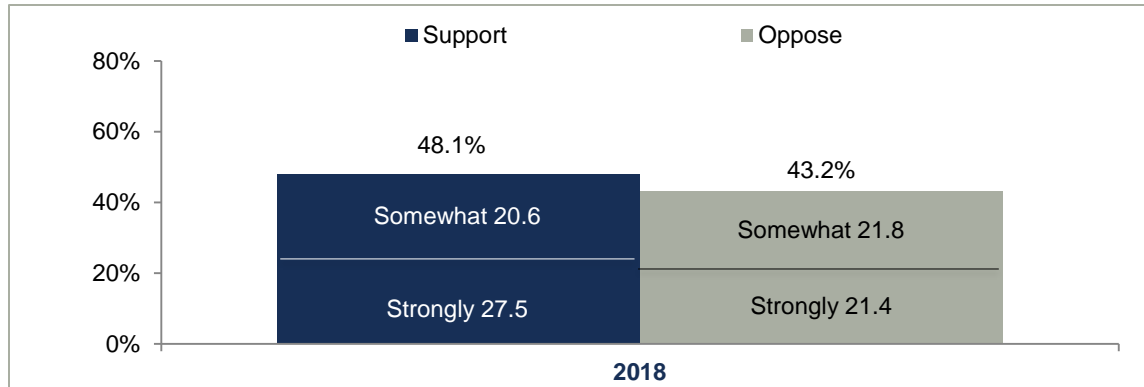


	Over All	Age					Gender	
		18-29	30-44	45-54	55-64	65+	Male	Female
Too High	12.3	11.8	17.0	13.9	8.0	8.2	16.2	8.3
Loopholes	47.6	42.5	43.9	46.7	53.7	54.4	46.0	49.2
Neither	25.2	31.1	28.0	21.1	24.7	18.7	27.9	22.5

	Over All	Area						Party		
		Boise MM	Ada	Canyon	ID Falls Mkt	Spokane MM	Twin Falls MM	Dem	Indy	GOP
Too High	12.3	12.7	12.1	11.2	10.8	11.9	14.3	3.2	9.9	18.3
Loopholes	47.6	48.3	48.4	50.9	48.5	46.9	44.6	67.9	53.6	33.6
Neither	25.2	24.7	25.3	25.0	25.5	23.7	26.8	17.3	25.0	30.1



The result of lower taxes often means fewer resources to pay for state and some local government services. Knowing this, would you support or oppose lowering taxes in Idaho?

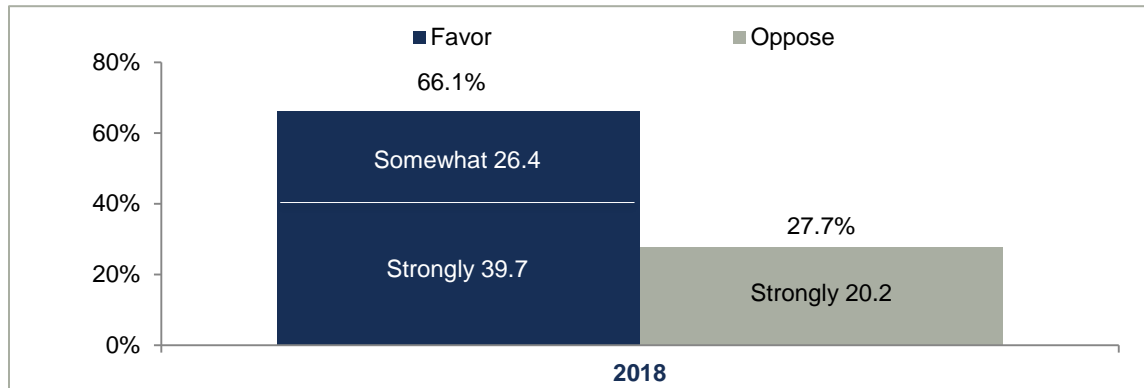


	Over All	Age					Gender	
		18-29	30-44	45-54	55-64	65+	Male	Female
Support	48.1	42.9	48.5	48.9	47.5	53.3	52.4	43.7
Oppose	43.2	48.1	44.3	42.8	42.0	37.4	41.3	45.1
Net Difference	+4.9	-5.2	+4.2	+6.1	+5.6	+15.9	+11.1	-1.4

	Over All	Area						Party		
		Boise MM	Ada	Canyon	ID Falls Mkt	Spokane MM	Twin Falls MM	Dem	Indy	GOP
Support	48.1	47.2	40.8	60.3	45.5	49.7	51.8	30.1	39.8	64.2
Oppose	43.2	45.5	53.6	35.3	42.0	44.1	39.3	60.9	51.3	29.0
Net Difference	+4.9	+1.7	-12.8	+25.0	+3.5	+5.6	+12.5	-30.8	-11.5	+35.2



Currently, only a few Idaho resort cities have a local sales tax in addition to the state sales tax. These local sales taxes are sometimes also referred to as local "option" taxes because the taxes are decided by the voters in the community affected. These funds go to support infrastructure and other projects in the community. Would you favor or oppose giving every city in Idaho the ability to vote on a local option tax?

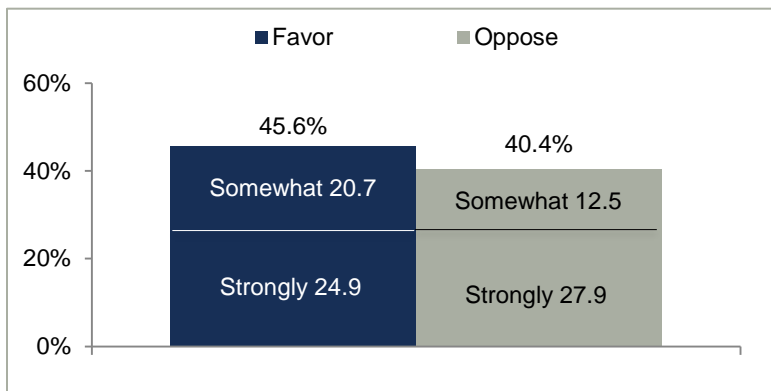


	Over All	Age					Gender	
		18-29	30-44	45-54	55-64	65+	Male	Female
Favor	66.1	65.6	68.6	65.6	68.5	61.5	63.8	68.4
Oppose	27.7	26.4	27.3	26.7	26.5	31.9	32.6	22.7
Net Difference	+38.4	+39.2	+41.3	+38.9	+42.0	+29.7	+31.2	+45.7

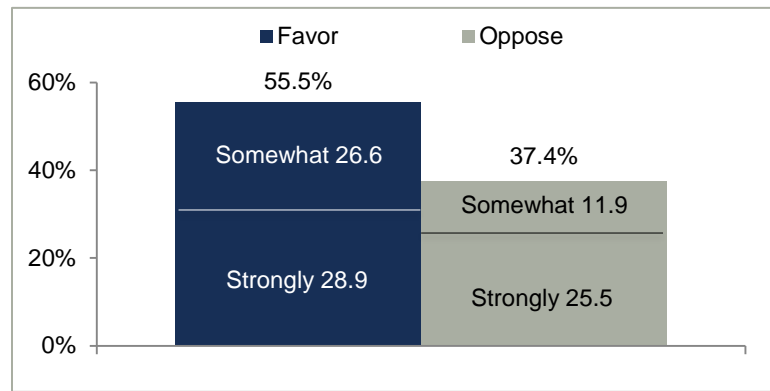
	Over All	Area						Party		
		Boise MM	Ada	Canyon	ID Falls Mkt	Spokane MM	Twin Falls MM	Dem	Indy	GOP
Favor	66.1	68.9	71.6	69.8	60.2	65.0	70.5	72.4	69.4	60.4
Oppose	27.7	27.0	24.9	26.7	29.4	27.1	25.0	21.8	24.5	34.2
Net Difference	+38.4	+41.8	+46.7	+43.1	+30.7	+37.9	+45.5	+50.6	+44.9	+26.2



And if your town or city were to propose a local option tax, would you favor or oppose that plan?



And if your town or city were to propose a local option tax **to build a library or sports stadium or support the local transportation system**, would you favor or oppose that plan?



**Net Diff:
12.9**

	Over All	Party			Gender	
		Dem	Indy	GOP	Male	Female
Favor	45.6	51.8	48.4	40.9	43.9	47.0
Oppose	40.4	35.3	34.6	48.1	46.7	35.1
Net Difference	+5.2	+16.5	+13.8	-7.2	-2.8	+12.0

	Over All	Party			Gender	
		Dem	Indy	GOP	Male	Female
Favor	55.5	80.3	56.2	50.3	51.0	60.9
Oppose	37.4	12.7	37.8	42.7	43.5	30.0
Net Difference	+18.1	+67.6	+18.5	+7.6	+7.5	+30.9



Some people are debating different kinds of tax reductions that could be implemented in Idaho.

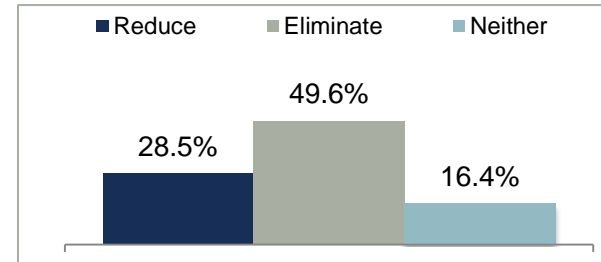
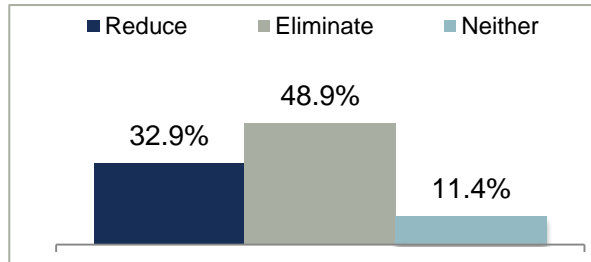
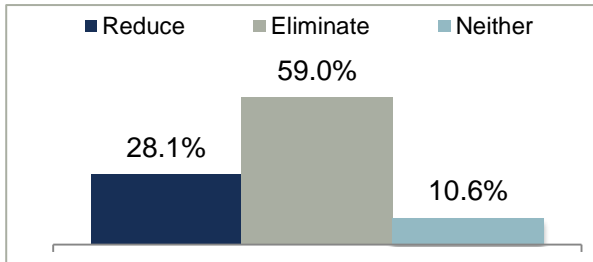
If you had your choice of eliminating either Idaho's sales tax on food or reducing the state income tax, which would you prefer?

Some people are debating different kinds of tax reductions that could be implemented in Idaho.

Reducing Idaho's income tax would save the average family significantly more money than eliminating the sales tax on food, but would also create larger reductions in state revenues meaning that some services may have to be reduced. If you had your choice of eliminating either Idaho's sales tax on food or reducing the state income tax, which would you prefer?

Some are debating different kinds of tax reductions that could be implemented in Idaho.

Reducing Idaho's income tax would save the average family significantly more money than eliminating the sales tax on food, but would also create larger reductions in state revenues meaning that some services may have to be reduced. **This lost state revenue may be made up for down the road through economic growth, but this is not guaranteed.** If you had your choice of eliminating either Idaho's sales tax on food or reducing the state income tax, which would you prefer?



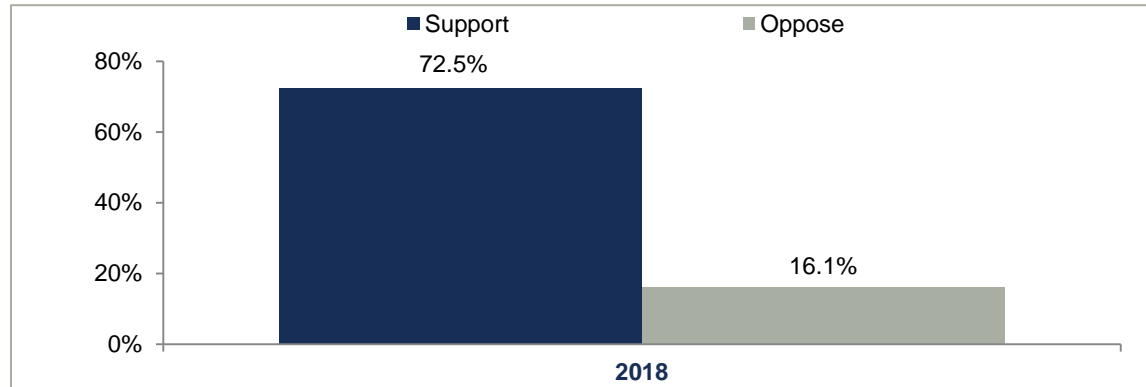
	Overall	Party		
		Dem	Indy	GOP
Reduce	28.1	18.5	23.3	36.8
Eliminate	59.0	64.8	65.0	52.6
Neither	10.6	13.0	10.8	9.6

	Overall	Party		
		Dem	Indy	GOP
Reduce	32.9	31.9	30.3	40.8
Eliminate	48.9	44.7	54.1	41.7
Neither	11.4	19.1	11.5	10.0

	Overall	Party		
		Dem	Indy	GOP
Reduce	28.5	23.6	28.7	31.1
Eliminate	49.6	58.2	50.0	49.2
Neither	16.4	16.4	14.7	16.7



Currently a homebuyer buying an existing home that did not have a homeowners' exemption prior to purchase would not qualify for the homeowners exemption if the home is purchased after April 15th. Would you support or oppose removing this deadline to allow new owners this exemption, the same as all other owner-occupied homes?

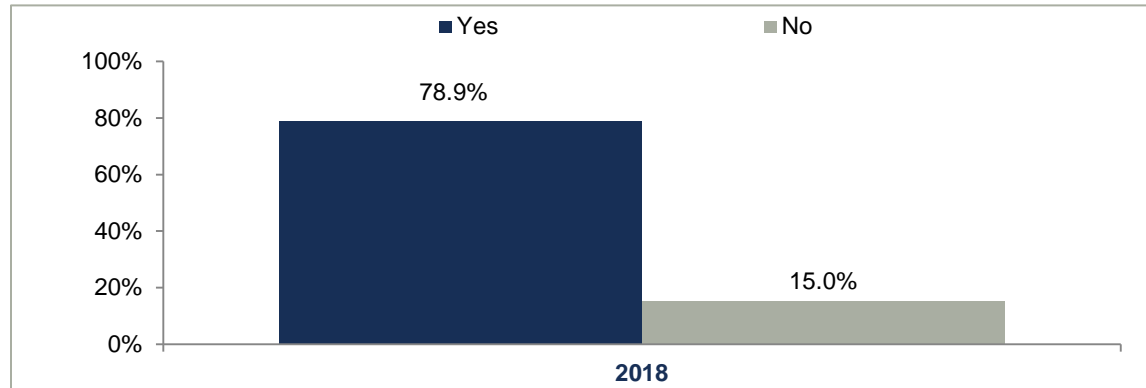


	Over All	Age					Gender	
		18-29	30-44	45-54	55-64	65+	Male	Female
Support	72.5	68.9	72.7	73.3	79.0	69.8	71.5	73.5
Oppose	16.1	12.7	16.3	17.2	15.4	19.2	16.6	15.6
Net Difference	+56.4	+56.1	+56.4	+56.1	+63.6	+50.5	+54.9	+57.9

	Over All	Area					Party			
		Boise MM	Ada	Canyon	ID Falls Mkt	Spokane MM	Twin Falls MM	Dem	Indy	GOP
Support	72.5	77.0	76.1	84.5	70.6	67.8	62.5	76.3	71.7	74.6
Oppose	16.1	14.4	15.9	9.5	14.7	20.3	21.4	16.0	14.5	16.9
Net Difference	+56.4	+62.7	+60.2	+75.0	+55.8	+47.5	+41.1	+60.3	+57.1	+57.7



Would you continue to support removing this deadline if you knew that there would be a slight reduction in property tax to local government and schools - yes or no?



	Over All	Age					Gender	
		18-29	30-44	45-54	55-64	65+	Male	Female
Yes	78.9	78.8	79.2	81.1	75.8	79.5	82.0	75.8
No	15.0	15.8	13.5	14.4	19.5	12.6	13.3	16.8
Net Difference	+63.9	+63.0	+65.6	+66.7	+56.3	+66.9	+68.8	+59.0

	Over All	Area						Party		
		Boise MM	Ada	Canyon	ID Falls Mkt	Spokane MM	Twin Falls MM	Dem	Indy	GOP
Yes	78.9	79.7	79.1	81.6	80.4	76.7	72.9	73.9	80.8	80.2
No	15.0	15.3	16.8	12.2	13.5	12.5	22.9	18.5	12.5	16.1
Net Difference	+63.9	+64.3	+62.3	+69.4	+66.9	+64.2	+50.0	+55.5	+68.3	+64.1



WORKFORCE DEVELOPMENT

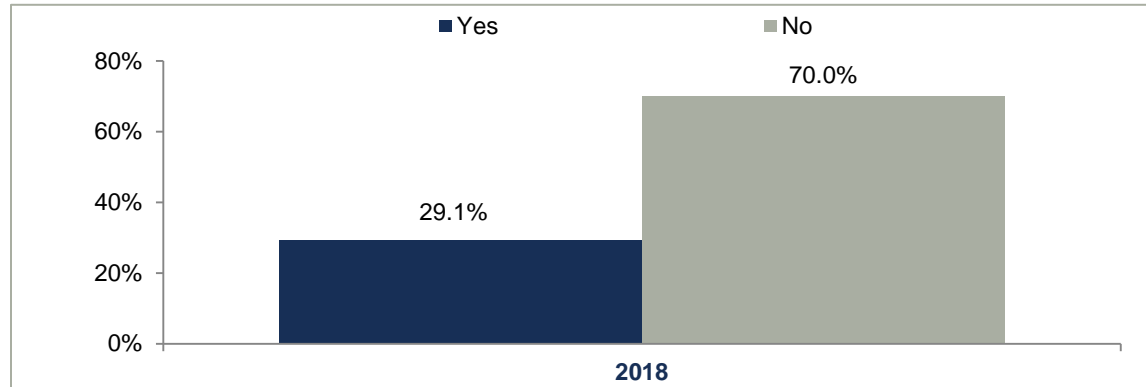


Which of the following resources would provide the most help to a worker in Idaho looking to develop a new skill for a different job?

	Overall
A local community college or technical school	50.6
A four-year college or university	16.2
A friend or family member	9.3
The Idaho Department of Labor	7.4
A local business	7.3
The Idaho Department of Commerce	1.2
The local Chamber of Commerce	0.8
DK/Refused	7.2



Have you recently seen, read or heard about any marketing information regarding workforce education and training opportunities in your area - yes or no?



	Over All	Age					Gender	
		18-29	30-44	45-54	55-64	65+	Male	Female
Yes	29.1	37.7	30.7	23.9	25.3	25.3	28.7	29.6
No	70.0	61.3	68.6	75.6	74.7	72.5	70.4	69.6
Net Difference	-40.9	-23.6	-37.9	-51.7	-49.4	-47.3	-41.7	-40.1

	Over All	Area						Party		
		Boise MM	Ada	Canyon	ID Falls Mkt	Spokane MM	Twin Falls MM	Dem	Indy	GOP
Yes	29.1	29.0	28.7	36.2	28.1	32.8	27.7	22.4	29.8	30.3
No	70.0	70.6	70.6	63.8	70.6	65.0	72.3	76.3	69.6	69.1
Net Difference	-40.9	-41.6	-41.9	-27.6	-42.4	-32.2	-44.6	-53.8	-39.8	-38.8



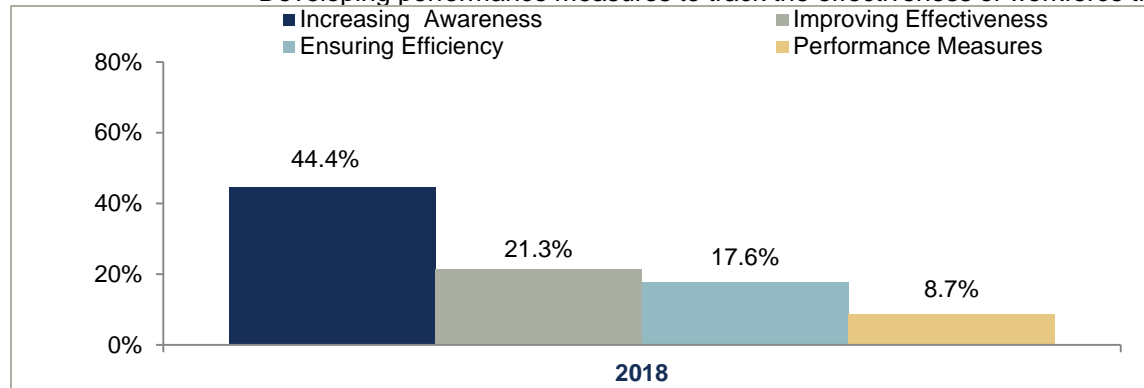
What, specifically did you hear about? **N=291**

	Overall
Health care/medical education/nursing programs	6.2
Tech schools/technical college/new tech schools/tech courses	5.8
Trade schools/information on trade schools/trade programs	5.5
Community college programs	4.8
Local college/college/university trade programs/workforce training	4.1
North Idaho College/NIC/adult training programs/classes	4.1
Private company training	4.1
Continuing education/education/encouraging more education	3.4
Idaho State University/Idaho State University vocational school	3.1
Job fairs	3.1
DK/Refused	12.0



A recent executive order from the Governor created a new, more powerful committee to oversee Idaho's workforce education efforts. From the following list of proposals, please tell me which should be the top priority.

- Increasing awareness and access to career education and training opportunities
- Improving the effectiveness of workforce development programs and services
- Ensuring efficient use of federal, state, and local workforce development resources
- Developing performance measures to track the effectiveness of workforce training funds



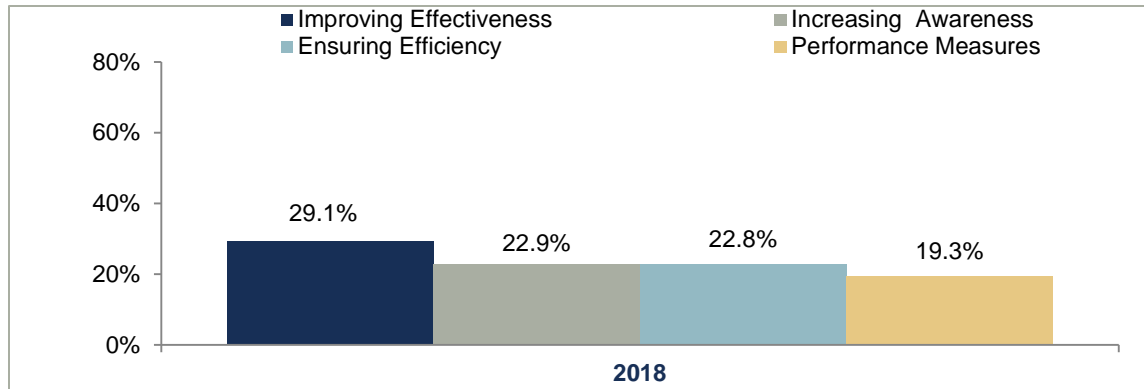
	Over All	Age					Gender	
		18-29	30-44	45-54	55-64	65+	Male	Female
Increasing Awareness	44.4	52.4	44.3	38.9	43.8	41.2	42.7	46.2
Improving Effectiveness	21.3	24.1	18.2	23.3	22.8	19.2	21.3	21.3
Ensuring Efficiency	17.6	11.3	19.7	22.2	16.0	18.7	17.0	18.2
Performance Measures	8.7	7.5	10.6	7.8	8.6	8.2	11.1	6.3

	Over All	Area					Party			
		Boise MM	Ada	Canyon	ID Falls Mkt	Spokane MM	Twin Falls MM	Dem	Indy	GOP
Increasing Awareness	44.4	42.9	43.9	46.6	47.6	40.7	51.8	42.9	46.2	43.4
Improving Effectiveness	21.3	23.2	24.2	19.0	16.0	25.4	18.8	21.2	19.9	23.5
Ensuring Efficiency	17.6	20.6	17.6	24.1	13.9	19.2	9.8	20.5	19.1	15.6
Performance Measures	8.7	8.2	9.7	5.2	10.4	7.3	10.7	9.6	7.9	8.7



And which should be the second priority?.

- Improving the effectiveness of workforce development programs and services
- Increasing awareness and access to career education and training opportunities
- Ensuring efficient use of federal, state, and local workforce development resources
- Developing performance measures to track the effectiveness of workforce training funds



	Over All	Age					Gender	
		18-29	30-44	45-54	55-64	65+	Male	Female
Improving Effectiveness	29.1	26.2	33.9	26.5	26.4	30.8	28.8	29.5
Increasing Awareness	22.9	21.3	19.2	28.3	25.0	23.3	22.7	23.1
Ensuring Efficiency	22.8	29.2	18.8	18.7	26.4	22.0	20.6	25.1
Performance Measures	19.3	18.3	23.3	16.3	18.9	18.2	19.5	19.2

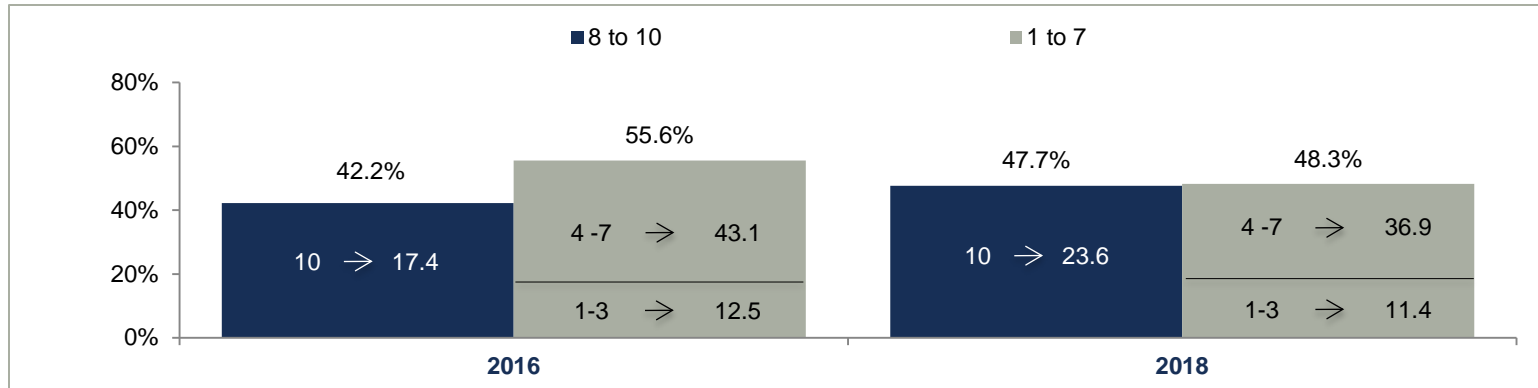
	Over All	Area					Party			
		Boise MM	Ada	Canyon	ID Falls Mkt	Spokane MM	Twin Falls MM	Dem	Indy	GOP
Improving Effectiveness	29.1	28.7	29.0	29.1	29.1	26.2	35.3	30.6	28.8	28.7
Increasing Awareness	22.9	24.9	24.6	26.4	17.2	25.6	21.6	27.2	24.4	21.3
Ensuring Efficiency	22.8	20.4	21.0	20.0	25.1	26.2	24.5	18.4	20.3	26.0
Performance Measures	19.3	19.9	19.2	19.1	21.2	17.1	15.7	19.7	19.5	18.9



THE ENVIRONMENT AND NATURAL RESOURCES



On a scale of 1-10, with 1 being not at all important and 10 being extremely important, how important would you say it is for the Idaho State Legislature to address **environmental** issues?

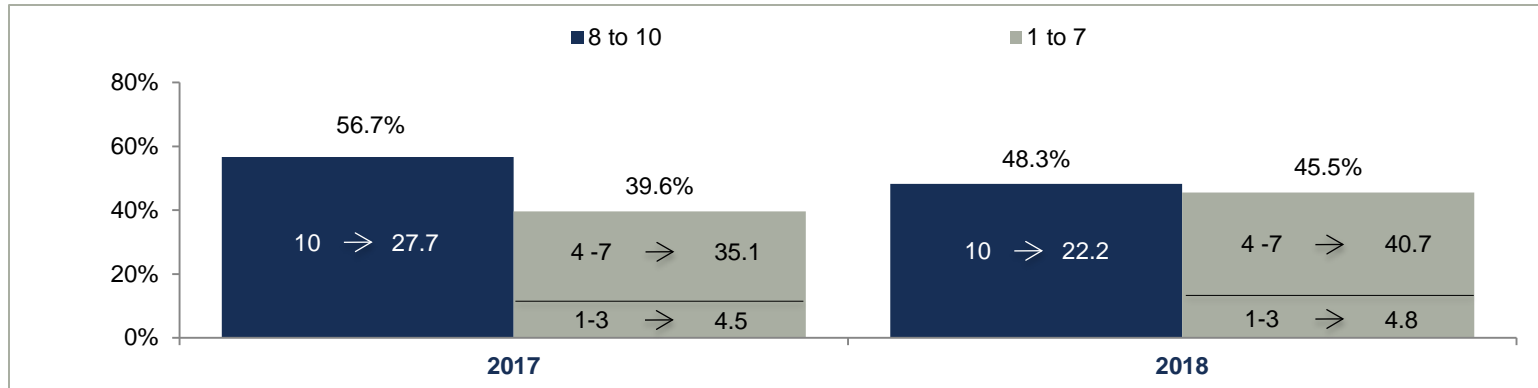


	Over All	Age					Gender	
		18-29	30-44	45-54	55-64	65+	Male	Female
8-10	47.7	50.0	45.1	42.8	49.4	52.2	40.9	54.7
4-7	36.9	35.4	37.5	37.8	38.9	35.2	41.5	32.2
1-3	11.4	11.8	13.3	14.4	8.0	8.2	15.0	7.7

	Over All	Area						Party		
		Boise MM	Ada	Canyon	ID Falls Mkt	Spokane MM	Twin Falls MM	Dem	Indy	GOP
8-10	47.7	55.6	58.1	55.2	39.0	44.1	40.2	67.9	51.8	34.7
4-7	36.9	30.9	28.4	33.6	45.9	40.7	38.4	25.0	33.4	46.4
1-3	11.4	10.5	11.1	7.8	11.3	11.9	12.5	1.9	10.7	16.1



On a scale of 1-10, with 1 being not at all important and 10 being extremely important, how important would you say it is for the Idaho State Legislature to address **natural resource** issues?

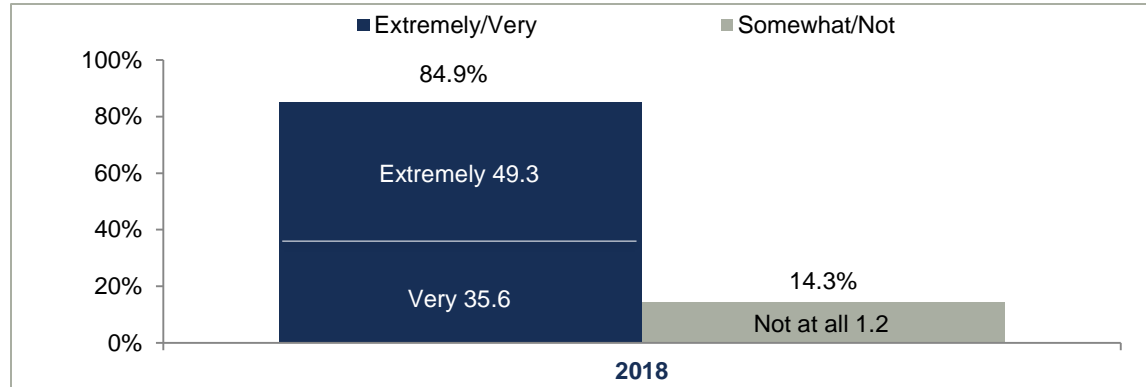


	Over All	Age					Gender	
		18-29	30-44	45-54	55-64	65+	Male	Female
8-10	48.3	40.1	45.8	50.0	51.9	56.6	43.7	53.0
4-7	40.7	47.6	44.7	36.7	38.9	32.4	46.4	34.8
1-3	4.8	5.2	5.3	3.9	5.6	3.8	5.5	4.0

	Over All	Area						Party		
		Boise MM	Ada	Canyon	ID Falls Mkt	Spokane MM	Twin Falls MM	Dem	Indy	GOP
8-10	48.3	50.4	49.8	50.9	44.2	48.0	47.3	57.1	47.2	45.1
4-7	40.7	40.8	40.8	42.2	42.0	40.7	38.4	33.3	42.9	43.4
1-3	4.8	3.6	3.5	4.3	6.9	4.0	7.1	3.8	4.6	4.6



How important are natural resources like agriculture, mining and timber to Idaho's economy
 - extremely, very, somewhat, or not at all important?

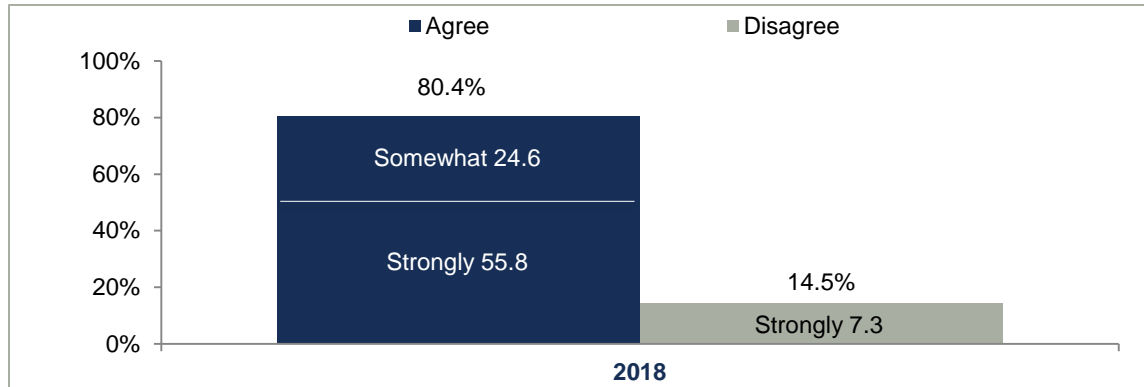


	Over All	Age					Gender	
		18-29	30-44	45-54	55-64	65+	Male	Female
Extremely/Very	84.9	83.0	81.8	86.7	81.5	92.9	84.8	85.0
Somewhat/Not	14.3	16.0	16.7	13.3	17.9	6.6	15.0	13.6
Net Difference	+70.6	+67.0	+65.2	+73.3	+63.6	+86.3	+69.8	+71.5

	Over All	Area					Party			
		Boise MM	Ada	Canyon	ID Falls Mkt	Spokane MM	Twin Falls MM	Dem	Indy	GOP
Extremely/Very	84.9	82.6	81.0	83.6	86.1	85.3	92.0	76.9	81.1	93.7
Somewhat/Not	14.3	16.5	17.6	16.4	13.0	13.6	8.0	22.4	17.9	6.3
Net Difference	+70.6	+66.1	+63.3	+67.2	+73.2	+71.8	+83.9	+54.5	+63.3	+87.4



Please tell me whether you agree or disagree with the following statement:
Mining in Idaho can be done in an environmentally responsible manner.



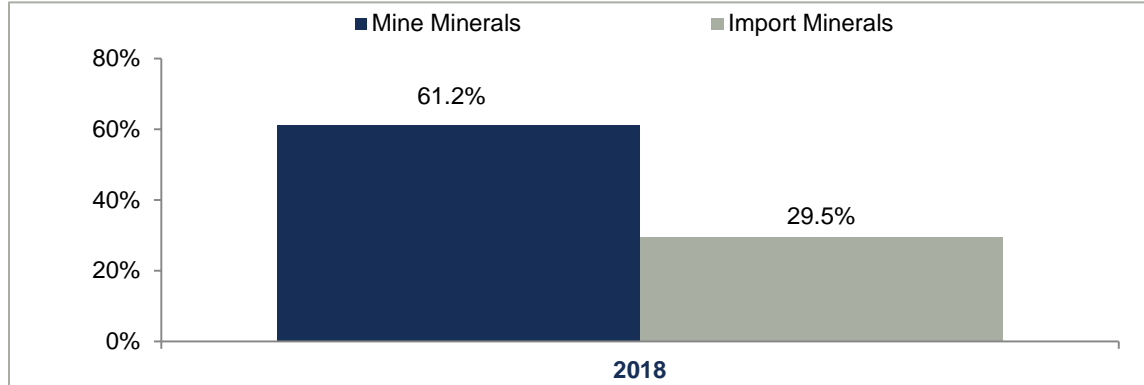
	Over All	Age					Gender	
		18-29	30-44	45-54	55-64	65+	Male	Female
Agree	80.4	74.5	79.5	82.2	79.6	87.4	84.2	76.5
Disagree	14.5	18.9	14.0	13.9	15.4	9.9	13.0	16.0
Net Difference	+65.9	+55.7	+65.5	+68.3	+64.2	+77.5	+71.1	+60.5

	Over All	Area						Party		
		Boise MM	Ada	Canyon	ID Falls Mkt	Spokane MM	Twin Falls MM	Dem	Indy	GOP
Agree	80.4	79.4	77.9	79.3	81.8	81.4	78.6	63.5	77.6	89.9
Disagree	14.5	15.9	17.6	14.7	12.6	13.6	15.2	32.1	15.8	6.0
Net Difference	+65.9	+63.5	+60.2	+64.7	+69.3	+67.8	+63.4	+31.4	+61.7	+83.9



Currently, the US must rely on China for a majority of its supply of many critical minerals that are used in fire prevention, national defense, batteries and everyday electronics. Knowing this, which of the following comes closer to your opinion?

- Idaho should lead the way by mining for critical minerals here at home, putting America first and reducing our reliance on foreign products
- Global trade is important to the American economy and it's okay to import critical minerals from countries like China



	Over All	Age					Gender	
		18-29	30-44	45-54	55-64	65+	Male	Female
Mine Minerals	61.2	46.7	58.7	62.2	69.8	73.1	59.9	62.6
Import Minerals	29.5	41.5	30.7	28.3	25.9	18.1	33.2	25.7
Net Difference	+31.7	+5.2	+28.0	+33.9	+43.8	+54.9	+26.7	+36.8

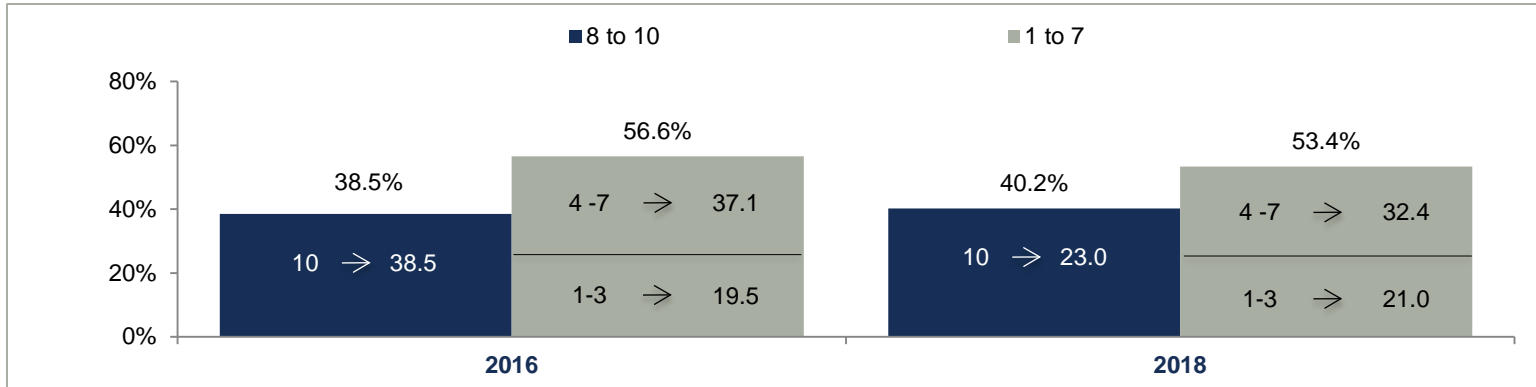
	Over All	Area						Party		
		Boise MM	Ada	Canyon	ID Falls Mkt	Spokane MM	Twin Falls MM	Dem	Indy	GOP
Mine Minerals	61.2	58.8	55.0	62.1	64.5	60.5	62.5	44.2	55.1	76.2
Import Minerals	29.5	30.9	33.9	27.6	26.4	29.4	33.0	44.9	34.4	18.3
Net Difference	+31.7	+27.9	+21.1	+34.5	+38.1	+31.1	+29.5	-0.6	+20.7	+57.9



IMMIGRATION



On a scale of 1-10, with 1 being not at all important and 10 being extremely important, how important would you say it is for the Idaho State Legislature to address **immigration** issues?



	Over All	Age					Gender	
		18-29	30-44	45-54	55-64	65+	Male	Female
8-10	40.2	39.6	31.4	41.1	44.4	48.9	37.9	42.5
4-7	32.4	30.7	39.4	31.1	32.1	25.8	31.2	33.6
1-3	21.0	24.1	23.9	21.1	16.7	17.0	25.3	16.6

	Over All	Area						Party		
		Boise MM	Ada	Canyon	ID Falls Mkt	Spokane MM	Twin Falls MM	Dem	Indy	GOP
8-10	40.2	39.1	31.1	45.7	40.3	36.7	50.9	31.4	36.7	47.3
4-7	32.4	35.4	40.8	31.9	32.0	32.2	23.2	29.5	36.2	29.8
1-3	21.0	20.8	22.8	20.7	20.3	25.4	16.1	32.7	21.9	15.0

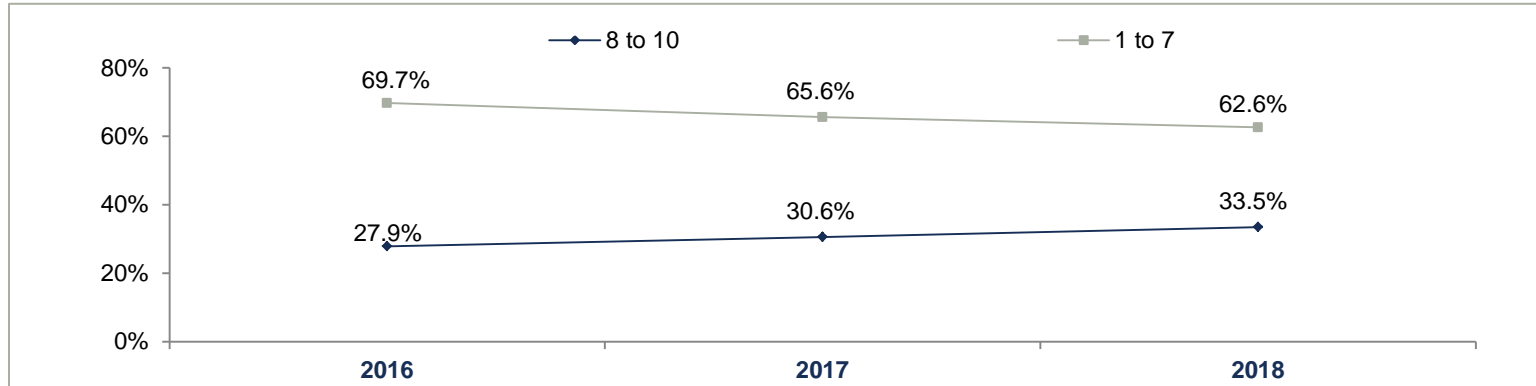


BOISE STATE UNIVERSITY

TRANSPORTATION



On a scale of 1-10, with 1 being not at all important and 10 being extremely important, how important would you say it is for the Idaho State Legislature to address **transportation** issues?



	Over All	Age					Gender	
		18-29	30-44	45-54	55-64	65+	Male	Female
8-10	33.5	34.0	28.4	33.3	36.4	37.9	33.8	33.2
4-7	50.1	49.1	52.3	52.2	48.1	47.8	48.0	52.2
1-3	12.5	12.3	16.7	11.1	11.7	8.8	14.4	10.5

	Over All	Area						Party		
		Boise MM	Ada	Canyon	ID Falls Mkt	Spokane MM	Twin Falls MM	Dem	Indy	GOP
8-10	33.5	37.1	39.4	37.1	27.3	30.5	38.4	36.5	33.2	33.1
4-7	50.1	50.2	49.1	50.9	49.8	52.0	48.2	51.9	50.0	50.5
1-3	12.5	10.9	10.4	10.3	15.6	11.3	10.7	10.3	12.5	12.6



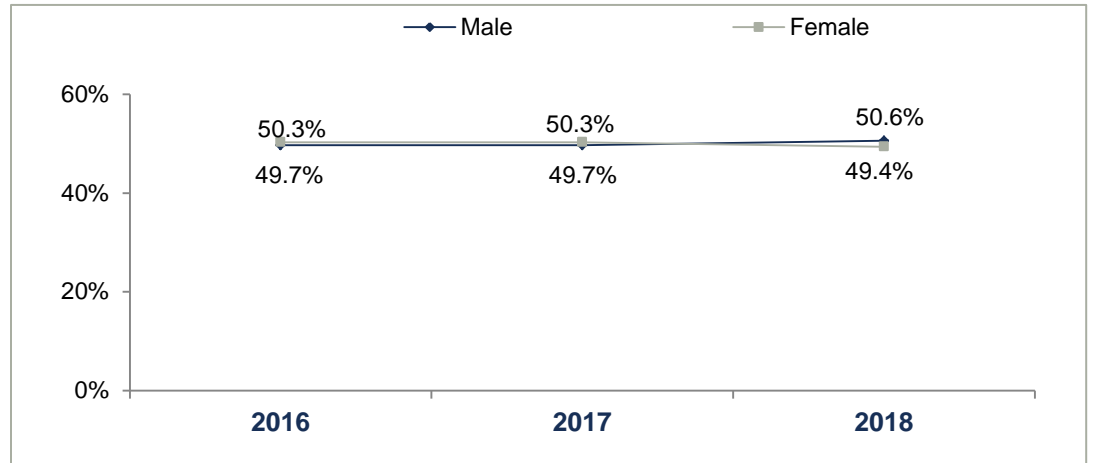
DEMOGRAPHICS



First, to make sure we get a representative sample, can you please tell me your current age?

	2016	2017	2018
18-29	23.6	19.7	21.2
30-44	25.9	25.8	26.4
45-54	17.5	18.8	18.0
55-64	16.1	18.3	16.2
65+	16.9	17.3	18.2

Gender

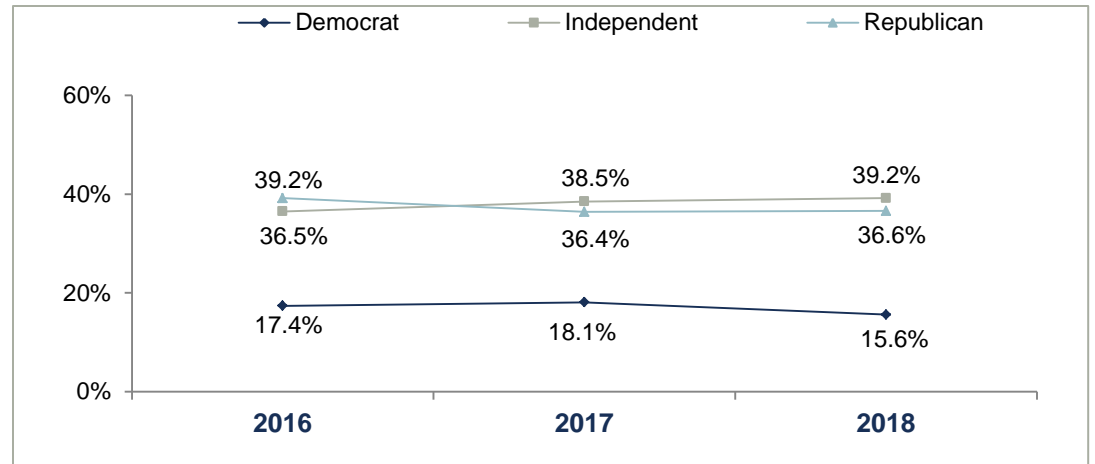




Geography

	2016	2017	2018
Boise MM	46.4	44.2	46.6
Ada County	26.4	23.9	28.9
Canyon County	11.8	10.7	11.6
Idaho Falls MM	23.3	25.7	23.1
Spokane MM	21.7	19.7	17.7
Twin Falls MM	7.3	8.4	11.2

Generally speaking, do you usually think of yourself as a Republican, a Democrat, an Independent, or what?





BOISE STATE UNIVERSITY

THANK YOU!



GS STRATEGY GROUP



BOISE STATE UNIVERSITY