

2013-2014 Distinct First-Time Bachelor's Degree Graduates

N=2649

University

Has
≥ 14
Transfer
Credits?

NO
(Native)

YES
(Transfer)

N=1349

N=1300

50.90%

49.10%

YES
(Stayed)

NO
(Switched)

Stayed with
Original Plan?

YES= 27.5%

NO= 72.5%

YES
(Stayed)

NO
(Switched)

N=247

N=1102

N=482

N=818

18.30%

81.70%

37.10%

62.90%

YES

NO

YES

NO

Graduated within 6
yrs?

TOTAL

YES= 74.1% NO= 25.9%

YES

NO

YES

NO

N=178

N=69

N=744

N=358

N=430

N=52

N=612

N=206

72.10%

27.90%

67.50%

32.50%

89.20%

10.80%

74.80%

25.20%

Native Grads
within 6 yrs

YES= 68.3%

NO= 31.7%

Transfer
Grads within
6 yrs

YES= 80.2%

NO= 19.8%

2013-2014 Distinct First-Time Bachelor's Degree Graduates

N=119

Accountancy

Has
≥ 14
Transfer
Credits?

NO
(Native)

YES
(Transfer)

N=54

N=65

45.40%

54.60%

YES
(Stayed)

NO
(Switched)

Stayed with
Original Plan?

YES= 16.8%

NO= 83.2%

YES
(Stayed)

NO
(Switched)

N=6

N=48

N=14

N=51

11.10%

88.90%

21.50%

78.50%

YES

NO

YES

NO

Graduated within 6
yrs?

TOTAL

YES= 74.8% NO= 25.2%

YES

NO

YES

NO

N=4

N=2

N=36

N=12

N=12

N=2

N=37

N=14

66.70%

33.30%

75.00%

25.00%

85.70%

14.30%

72.50%

27.50%

Native Grads
within 6 yrs

YES= 74.1%

NO= 25.9%

Transfer
Grads within
6 yrs

YES= 75.4%

NO= 24.6%

2013-2014 Distinct First-Time Bachelor's Degree Graduates

N=23

Anthropology

Has
≥ 14
Transfer
Credits?

NO
(Native)

YES
(Transfer)

N=15

N=8

65.20%

34.80%

YES
(Stayed)

NO
(Switched)

Stayed with
Original Plan?

YES
(Stayed)

NO
(Switched)

YES= 30.4%

NO= 69.6%

N=3

N=12

20.00%

80.00%

Graduated within 6
yrs?

TOTAL

YES= 82.6% NO= 17.4%

YES

NO

YES

NO

YES

NO

YES

NO

N=3

N=0

N=10

N=2

N=3

N=1

N=3

N=1

100.00%

0.00%

83.30%

16.70%

75.00%

25.00%

75.00%

25.00%

Native Grads
within 6 yrs

YES= 86.7%

NO= 13.3%

Transfer
Grads
within
6 yrs

YES= 75%

NO= 25%

2013-2014 Distinct First-Time Bachelor's Degree Graduates

N=86

Art

Has
≥ 14
Transfer
Credits?

NO
(Native)

YES
(Transfer)

N=53

N=33

61.60%

38.40%

YES
(Stayed)

NO
(Switched)

Stayed with
Original Plan?

YES= 26.7%

NO= 73.3%

YES
(Stayed)

NO
(Switched)

N=10

N=43

N=13

N=20

18.90%

81.10%

39.40%

60.60%

YES

NO

YES

NO

Graduated within 6
yrs?

TOTAL

YES= 62.8% NO= 37.2%

YES

NO

YES

NO

N=7

N=3

N=21

N=22

N=11

N=2

N=15

N=5

70.00%

30.00%

48.80%

51.20%

84.60%

15.40%

75.00%

25.00%

Native Grads
within 6 yrs

YES= 52.8%

NO= 47.2%

Transfer
Grads within
6 yrs

YES= 78.8%

NO= 21.2%

2013-2014 Distinct First-Time Bachelor's Degree Graduates

N=7

Bilingual Education

Has
≥ 14
Transfer
Credits?

NO
(Native)

YES
(Transfer)

N=4

N=3

57.10%

42.90%

YES
(Stayed)

NO
(Switched)

Stayed with
Original Plan?

YES
(Stayed)

NO
(Switched)

YES= 42.9%

NO= 57.1%

N=2

N=2

50.00%

50.00%

Graduated within 6
yrs?

TOTAL

YES= 71.4% NO= 28.6%

33.30%

66.70%

YES

NO

YES

NO

YES

NO

YES

NO

N=1

N=1

N=1

N=1

N=1

N=0

N=2

N=0

50.00%

50.00%

50.00%

50.00%

100.00%

0.00%

100.00%

0.00%

Native Grads
within 6 yrs

YES= 50%

NO= 50%

Transfer
Grads
within
6 yrs

YES= 100%

NO= 0%

2013-2014 Distinct First-Time Bachelor's Degree Graduates

N=92

Biological Sciences

Has
≥ 14
Transfer
Credits?

NO
(Native)

YES
(Transfer)

N=55

N=37

59.80%

40.20%

YES
(Stayed)

NO
(Switched)

Stayed with
Original Plan?

YES= 35.9%

NO= 64.1%

YES
(Stayed)

NO
(Switched)

N=12

N=43

N=21

N=16

21.80%

78.20%

56.80%

43.20%

YES

NO

YES

NO

Graduated within 6
yrs?

TOTAL

YES= 70.7% NO= 29.3%

YES

NO

YES

NO

N=9

N=3

N=29

N=14

N=15

N=6

N=12

N=4

75.00%

25.00%

67.40%

32.60%

71.40%

28.60%

75.00%

25.00%

Native Grads
within 6 yrs

YES= 69.1%

NO= 30.9%

Transfer
Grads
within
6 yrs

YES= 73%

NO= 27%

2013-2014 Distinct First-Time Bachelor's Degree Graduates

N=19

Chemistry & Biochemistry

Has
≥ 14
Transfer
Credits?

NO
(Native)

YES
(Transfer)

N=12

N=7

63.20%

36.80%

YES
(Stayed)

NO
(Switched)

Stayed with
Original Plan?

YES
(Stayed)

NO
(Switched)

YES= 36.8%

NO= 63.2%

N=5

N=7

41.70%

58.30%

Graduated within 6
yrs?

TOTAL

YES= 73.7% NO= 26.3%

YES

NO

YES

NO

YES

NO

YES

NO

N=5

N=0

N=5

N=2

N=1

N=1

N=3

N=2

100.00%

0.00%

71.40%

28.60%

50.00%

50.00%

60.00%

40.00%

Native Grads
within 6 yrs

YES= 83.3%

NO= 16.7%

Transfer
Grads
within
6 yrs

YES= 57.1%

NO= 42.9%

2013-2014 Distinct First-Time Bachelor's Degree Graduates

N=40

Civil Engineering

Has
≥ 14
Transfer
Credits?

NO
(Native)

YES
(Transfer)

N=22

N=18

55.00%

45.00%

YES
(Stayed)

NO
(Switched)

Stayed with
Original Plan?

YES= 62.5%

NO= 37.5%

YES
(Stayed)

NO
(Switched)

N=12

N=10

N=13

N=5

54.50%

45.50%

72.20%

27.80%

YES

NO

YES

NO

Graduated within 6
yrs?

TOTAL

YES= 77.5% NO= 22.5%

YES

NO

YES

NO

N=10

N=2

N=7

N=3

N=12

N=1

N=2

N=3

83.30%

16.70%

70.00%

30.00%

92.30%

7.70%

40.00%

60.00%

Native Grads
within 6 yrs

YES= 77.3%

NO= 22.7%

Transfer
Grads
within
6 yrs

YES= 77.8%

NO= 22.2%

2013-2014 Distinct First-Time Bachelor's Degree Graduates

N=44

College of Arts & Science

Has
≥ 14
Transfer
Credits?

NO
(Native)

YES
(Transfer)

N=17

N=27

38.60%

61.40%

Stayed with
Original Plan?

YES
(Stayed)

NO
(Switched)

YES
(Stayed)

NO
(Switched)

YES= 40.9%

NO= 59.1%

N=8

N=9

N=10

N=17

47.10%

52.90%

37.00%

63.00%

Graduated within 6
yrs?

TOTAL

YES= 52.3% NO= 47.7%

YES

NO

YES

NO

YES

NO

YES

NO

N=5

N=3

N=3

N=6

N=8

N=2

N=7

N=10

62.50%

37.50%

33.30%

66.70%

80.00%

20.00%

41.20%

58.80%

Native Grads
within 6 yrs

YES= 47.1%

NO= 52.9%

Transfer
Grads within
6 yrs

YES= 55.6%

NO= 44.4%

2013-2014 Distinct First-Time Bachelor's Degree Graduates

N=91

College of Soc Sci & Pub Aff

Has
≥ 14
Transfer
Credits?

NO
(Native)

YES
(Transfer)

N=34

N=57

37.40%

62.60%

Stayed with
Original Plan?

YES
(Stayed)

NO
(Switched)

YES
(Stayed)

NO
(Switched)

YES= 31.9%

NO= 68.1%

N=9

N=25

N=20

N=37

26.50%

73.50%

35.10%

64.90%

Graduated within 6
yrs?

TOTAL

YES= 61.5% NO= 38.5%

YES

NO

YES

NO

YES

NO

YES

NO

N=3

N=6

N=13

N=12

N=18

N=2

N=22

N=15

33.30%

66.70%

52.00%

48.00%

90.00%

10.00%

59.50%

40.50%

Native Grads
within 6 yrs

YES= 47.1%

NO= 52.9%

Transfer
Grads
within
6 yrs

YES= 70.2%

NO= 29.8%

2013-2014 Distinct First-Time Bachelor's Degree Graduates

N=192

Communication

Has
≥ 14
Transfer
Credits?

NO
(Native)

YES
(Transfer)

N=106

N=86

55.20%

44.80%

YES
(Stayed)

NO
(Switched)

Stayed with
Original Plan?

YES= 24.5%

NO= 75.5%

YES
(Stayed)

NO
(Switched)

N=12

N=94

N=35

N=51

11.30%

88.70%

40.70%

59.30%

YES

NO

YES

NO

Graduated within 6
yrs?

TOTAL

YES= 79.2% NO= 20.8%

YES

NO

YES

NO

N=11

N=1

N=68

N=26

N=32

N=3

N=41

N=10

91.70%

8.30%

72.30%

27.70%

91.40%

8.60%

80.40%

19.60%

Native Grads
within 6 yrs

YES= 74.5%

NO= 25.5%

Transfer
Grads
within
6 yrs

YES= 84.9%

NO= 15.1%

2013-2014 Distinct First-Time Bachelor's Degree Graduates

N=185

Community & Env Hlth

Has
≥ 14
Transfer
Credits?

NO
(Native)

YES
(Transfer)

N=104

N=81

56.20%

43.80%

YES
(Stayed)

NO
(Switched)

Stayed with
Original Plan?

YES
(Stayed)

NO
(Switched)

YES= 11.4%

NO= 88.6%

N=8

N=96

7.70%

92.30%

Graduated within 6
yrs?

TOTAL

YES= 80.5% NO= 19.5%

YES

NO

YES

NO

YES

NO

YES

NO

N=6

N=2

N=74

N=22

N=10

N=3

N=59

N=9

75.00%

25.00%

77.10%

22.90%

76.90%

23.10%

86.80%

13.20%

Native Grads
within 6 yrs

YES= 76.9%

NO= 23.1%

Transfer
Grads within
6 yrs

YES= 85.2%

NO= 14.8%

2013-2014 Distinct First-Time Bachelor's Degree Graduates

N=20

Computer Science

Has
≥ 14
Transfer
Credits?

NO
(Native)

YES
(Transfer)

N=14

N=6

70.00%

30.00%

Stayed with
Original Plan?

YES
(Stayed)

NO
(Switched)

YES
(Stayed)

NO
(Switched)

YES= 60%

NO= 40%

N=9

N=5

N=3

N=3

64.30%

35.70%

50.00%

50.00%

Graduated within 6
yrs?

TOTAL

YES= 75%

NO= 25%

YES

NO

YES

NO

YES

NO

YES

NO

N=8

N=1

N=3

N=2

N=2

N=1

N=2

N=1

88.90%

11.10%

60.00%

40.00%

66.70%

33.30%

66.70%

33.30%

Native Grads
within 6 yrs

YES= 78.6%

NO= 21.4%

Transfer
Grads
within
6 yrs

YES= 66.7%

NO= 33.3%

2013-2014 Distinct First-Time Bachelor's Degree Graduates

N=37

Construction Management

Has
>= 14
Transfer
Credits?

NO
(Native)

YES
(Transfer)

N=22

N=15

59.50%

40.50%

YES
(Stayed)

NO
(Switched)

Stayed with
Original Plan?

YES= 54.1%

NO= 45.9%

YES
(Stayed)

NO
(Switched)

N=9

N=13

N=11

N=4

40.90%

59.10%

73.30%

26.70%

YES

NO

YES

NO

Graduated within 6
yrs?

TOTAL

YES= 56.8% NO= 43.2%

YES

NO

YES

NO

N=6

N=3

N=7

N=6

N=8

N=3

N=0

N=4

66.70%

33.30%

53.80%

46.20%

72.70%

27.30%

0.00%

100.00
%

Native Grads
within 6 yrs

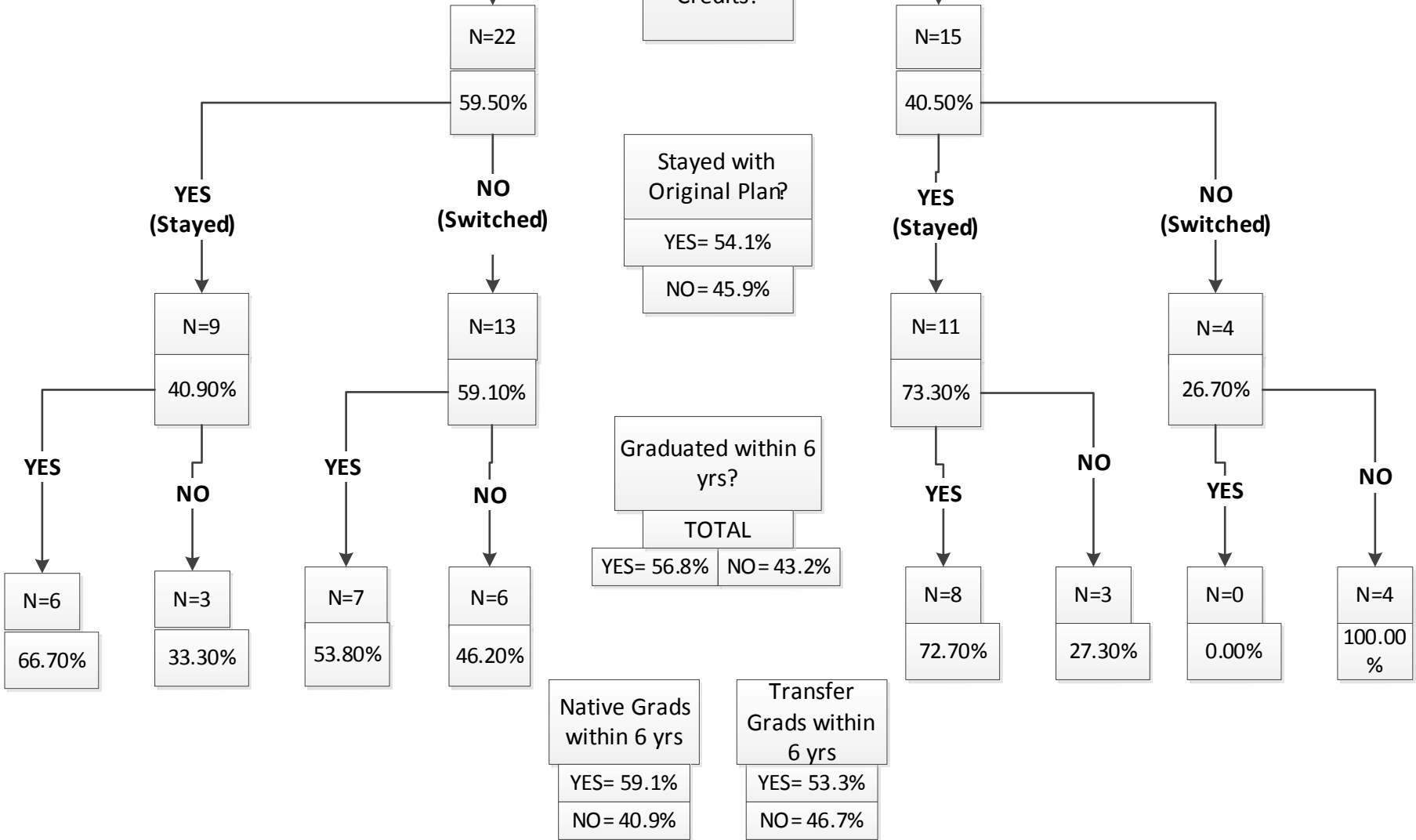
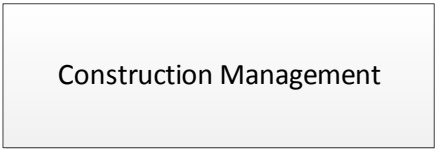
YES= 59.1%

NO= 40.9%

Transfer
Grads within
6 yrs

YES= 53.3%

NO= 46.7%



2013-2014 Distinct First-Time Bachelor's Degree Graduates

N=108

Criminal Justice

Has
≥ 14
Transfer
Credits?

NO
(Native)

YES
(Transfer)

N=59

N=49

54.60%

45.40%

YES
(Stayed)

NO
(Switched)

Stayed with
Original Plan?

YES= 13.9%

NO= 86.1%

YES
(Stayed)

NO
(Switched)

N=3

N=56

N=12

N=37

5.10%

94.90%

24.50%

75.50%

YES

NO

YES

NO

Graduated within 6
yrs?

TOTAL

YES= 75%

NO= 25%

YES

NO

YES

NO

N=2

N=1

N=38

N=18

N=12

N=0

N=29

N=8

66.70%

33.30%

67.90%

32.10%

100.00%

0.00%

78.40%

21.60%

Native Grads
within 6 yrs

YES= 67.8%

NO= 32.2%

Transfer
Grads
within
6 yrs

YES= 83.7%

NO= 16.3%

2013-2014 Distinct First-Time Bachelor's Degree Graduates

N=65

Curr, Instr & Fndtnl Stds

Has
≥ 14
Transfer
Credits?

NO
(Native)

YES
(Transfer)

N=38

N=27

58.50%

41.50%

YES
(Stayed)

NO
(Switched)

Stayed with
Original Plan?

YES= 50.8%

NO= 49.2%

YES
(Stayed)

NO
(Switched)

N=15

N=23

N=18

N=9

39.50%

60.50%

66.70%

33.30%

YES

NO

YES

NO

Graduated within 6
yrs?

TOTAL

YES= 72.3% NO= 27.7%

YES

NO

YES

NO

N=11

N=4

N=13

N=10

N=17

N=1

N=6

N=3

73.30%

26.70%

56.50%

43.50%

94.40%

5.60%

66.70%

33.30%

Native Grads
within 6 yrs

YES= 63.2%

NO= 36.8%

Transfer
Grads within
6 yrs

YES= 85.2%

NO= 14.8%

2013-2014 Distinct First-Time Bachelor's Degree Graduates

N=5

Early Childhood Studies

Has
≥ 14
Transfer
Credits?

NO
(Native)

YES
(Transfer)

N=1

N=4

20.00%

80.00%

Stayed with
Original Plan?

YES
(Stayed)

NO
(Switched)

YES
(Stayed)

NO
(Switched)

N=0

N=1

N=2

N=2

0.00%

100.00 %

50.00%

50.00%

Graduated within 6
yrs?

YES

NO

YES

NO

YES

NO

YES

NO

TOTAL

YES= 40%

NO= 60%

N=0

N=0

N=0

N=1

N=2

N=0

N=0

N=2

0.00%

0.00%

0.00%

100.00 %

100.00%

0.00%

0.00%

100.00 %

Native Grads
within 6 yrs

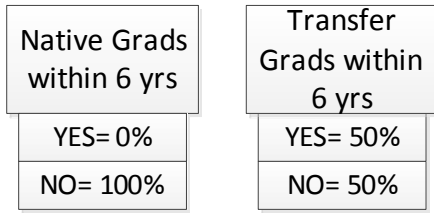

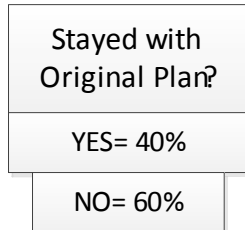
Transfer
Grads
within
6 yrs

YES= 0%

NO= 100%

YES= 50%

NO= 50%



2013-2014 Distinct First-Time Bachelor's Degree Graduates

N=26

Economics

Has
≥ 14
Transfer
Credits?

NO
(Native)

YES
(Transfer)

N=15

N=11

57.70%

42.30%

YES
(Stayed)

NO
(Switched)

Stayed with
Original Plan?

YES= 19.2%

NO= 80.8%

YES
(Stayed)

NO
(Switched)

N=2

N=13

N=3

N=8

13.30%

86.70%

27.30%

72.70%

YES

NO

YES

NO

Graduated within 6
yrs?

TOTAL

YES= 65.4% NO= 34.6%

YES

NO

YES

NO

N=1

N=1

N=7

N=6

N=3

N=0

N=6

N=2

50.00%

50.00%

53.80%

46.20%

100.00%

0.00%

75.00%

25.00%

Native Grads
within 6 yrs

YES= 53.3%

NO= 46.7%

Transfer
Grads within
6 yrs

YES= 81.8%

NO= 18.2%

2013-2014 Distinct First-Time Bachelor's Degree Graduates

N=26

Elect & Computer Engr

Has
>= 14
Transfer
Credits?

NO
(Native)

YES
(Transfer)

N=12

N=14

46.20%

53.80%

Stayed with
Original Plan?

YES
(Stayed)

NO
(Switched)

YES
(Stayed)

NO
(Switched)

YES= 46.2%

NO= 53.8%

N=3

N=9

N=9

N=5

25.00%

75.00%

64.30%

35.70%

Graduated within 6
yrs?

TOTAL

YES= 76.9% NO= 23.1%

YES

NO

YES

NO

YES

NO

YES

NO

N=3

N=0

N=6

N=3

N=7

N=2

N=4

N=1

100.00%

0.00%

66.70%

33.30%

77.80%

22.20%

80.00%

20.00%

Native Grads
within 6 yrs

YES= 75%

NO= 25%

Transfer
Grads within
6 yrs

YES= 78.6%

NO= 21.4%

2013-2014 Distinct First-Time Bachelor's Degree Graduates

N=133

English

Has
≥ 14
Transfer
Credits?

NO
(Native)

YES
(Transfer)

N=80

N=53

60.20%

39.80%

YES
(Stayed)

NO
(Switched)

Stayed with
Original Plan?

YES
(Stayed)

NO
(Switched)

YES= 34.6%

NO= 65.4%

N=19

N=61

23.80%

76.30%

Graduated within 6
yrs?

TOTAL

YES= 79.7% NO= 20.3%

YES

NO

YES

NO

YES

NO

YES

NO

N=13

N=6

N=46

N=15

N=26

N=1

N=21

N=5

68.40%

31.60%

75.40%

24.60%

96.30%

3.70%

80.80%

19.20%

Native Grads
within 6 yrs

YES= 73.8%

NO= 26.3%

Transfer
Grads within
6 yrs

YES= 88.7%

NO= 11.3%

2013-2014 Distinct First-Time Bachelor's Degree Graduates

N=10

Geosciences

Has
≥ 14
Transfer
Credits?

NO
(Native)

YES
(Transfer)

N=7

N=3

70.00%

30.00%

Stayed with
Original Plan?

YES
(Stayed)

NO
(Switched)

YES
(Stayed)

NO
(Switched)

YES= 40%

NO= 60%

N=2

N=5

N=2

N=1

28.60%

71.40%

66.70%

33.30%

Graduated within 6
yrs?

TOTAL

YES= 60%

NO= 40%

YES

NO

YES

NO

YES

NO

YES

NO

N=2

N=0

N=1

N=4

N=2

N=0

N=1

N=0

100.00%

0.00%

20.00%

80.00%

100.00%

0.00%

100.00%

0.00%

Native Grads
within 6 yrs

YES= 42.9%

NO= 57.1%

Transfer
Grads
within
6 yrs

YES= 100%

NO= 0%

2013-2014 Distinct First-Time Bachelor's Degree Graduates

N=63

History

Has
≥ 14
Transfer
Credits?

NO
(Native)

YES
(Transfer)

N=34

N=29

54.00%

46.00%

YES
(Stayed)

NO
(Switched)

Stayed with
Original Plan?

YES= 28.6%

NO= 71.4%

YES
(Stayed)

NO
(Switched)

N=6

N=28

N=12

N=17

17.60%

82.40%

41.40%

58.60%

YES

NO

YES

NO

Graduated within 6
yrs?

TOTAL

YES= 69.8% NO= 30.2%

YES

NO

YES

NO

N=5

N=1

N=16

N=12

N=11

N=1

N=12

N=5

83.30%

16.70%

57.10%

42.90%

91.70%

8.30%

70.60%

29.40%

Native Grads
within 6 yrs

YES= 61.8%

NO= 38.2%

Transfer
Grads
within
6 yrs

YES= 79.3%

NO= 20.7%

2013-2014 Distinct First-Time Bachelor's Degree Graduates

N=20

International Business

Has
≥ 14
Transfer
Credits?

NO
(Native)

YES
(Transfer)

N=11

N=9

55.00%

45.00%

Stayed with
Original Plan?

YES
(Stayed)

NO
(Switched)

YES
(Stayed)

NO
(Switched)

N=1

N=10

N=0

N=9

9.10%

90.90%

0.00%

100.00%

Graduated within 6
yrs?

TOTAL

YES= 75% NO= 25%

YES

NO

YES

NO

YES

NO

YES

NO

N=1

N=0

N=8

N=2

N=0

N=0

N=6

N=3

100.00%

0.00%

80.00%

20.00%

0.00%

0.00%

66.70%

33.30 %

Native Grads
within 6 yrs

YES= 81.8%

NO= 18.2%

Transfer
Grads within
6 yrs

YES= 66.7%

NO= 33.3%

2013-2014 Distinct First-Time Bachelor's Degree Graduates

N=42

IT & Supply Chain Mgmt

Has
≥ 14
Transfer
Credits?

NO
(Native)

YES
(Transfer)

N=17

N=25

40.50%

59.50%

YES
(Stayed)

NO
(Switched)

Stayed with
Original Plan?

YES
(Stayed)

NO
(Switched)

YES= 33.3%

NO= 66.7%

N=3

N=14

17.60%

82.40%

Graduated within 6
yrs?

TOTAL

YES= 64.3% NO= 35.7%

YES

NO

YES

NO

YES

NO

YES

NO

N=2

N=1

N=8

N=6

N=8

N=3

N=9

N=5

66.70%

33.30%

57.10%

42.90%

72.70%

27.30%

64.30%

35.70%

Native Grads
within 6 yrs

YES= 58.8%

NO= 41.2%

Transfer
Grads
within
6 yrs

YES= 68%

NO= 32%

2013-2014 Distinct First-Time Bachelor's Degree Graduates

N=57

Kinesiology

Has
≥ 14
Transfer
Credits?

NO
(Native)

YES
(Transfer)

N=34

N=23

59.60%

40.40%

YES
(Stayed)

NO
(Switched)

Stayed with
Original Plan?

YES= 35.1%

NO= 64.9%

YES
(Stayed)

NO
(Switched)

N=9

N=25

N=11

N=12

26.50%

73.50%

47.80%

52.20%

YES

NO

YES

NO

Graduated within 6
yrs?

TOTAL

YES= 86%

NO= 14%

YES

NO

YES

NO

N=7

N=2

N=22

N=3

N=11

N=0

N=9

N=3

77.80%

22.20%

88.00%

12.00%

100.00%

0.00%

75.00%

25.00%

Native Grads
within 6 yrs

YES= 85.3%

NO= 14.7%

Transfer
Grads within
6 yrs

YES= 87%

NO= 13%

2013-2014 Distinct First-Time Bachelor's Degree Graduates

N=222

Management

Has
≥ 14
Transfer
Credits?

NO
(Native)

YES
(Transfer)

N=133

N=89

59.90%

40.10%

YES
(Stayed)

NO
(Switched)

Stayed with
Original Plan?

YES
(Stayed)

NO
(Switched)

YES= 9.9%

NO= 90.1%

N=5

N=128

3.80%

96.20%

Graduated within 6
yrs?

TOTAL

YES= 76.6% NO= 23.4%

YES

NO

YES

NO

YES

NO

YES

NO

N=3

N=2

N=94

N=34

N=15

N=2

N=58

N=14

60.00%

40.00%

73.40%

26.60%

88.20%

11.80%

80.60%

19.40%

Native Grads
within 6 yrs

YES= 72.9%

NO= 27.1%

Transfer
Grads
within
6 yrs

YES= 82%

NO= 18%

2013-2014 Distinct First-Time Bachelor's Degree Graduates

N=134

Marketing & Finance

Has
≥ 14
Transfer
Credits?

NO
(Native)

YES
(Transfer)

N=80

N=54

59.70%

40.30%

YES
(Stayed)

NO
(Switched)

Stayed with
Original Plan?

YES
(Stayed)

NO
(Switched)

YES= 6.7%

NO= 93.3%

N=2

N=78

2.50%

97.50%

Graduated within 6
yrs?

TOTAL

YES= 82.8% NO= 17.2%

YES

NO

YES

NO

YES

NO

YES

NO

N=2

N=0

N=63

N=15

N=7

N=0

N=39

N=8

100.00%

0.00%

80.80%

19.20%

100.00%

0.00%

83.00%

17.00%

Native Grads
within 6 yrs

YES= 81.3%

NO= 18.8%

Transfer
Grads within
6 yrs

YES= 85.2%

NO= 14.8%

2013-2014 Distinct First-Time Bachelor's Degree Graduates

N=17

Materials Sci & Engineering

Has
≥ 14
Transfer
Credits?

NO
(Native)

YES
(Transfer)

N=10

N=7

58.80%

41.20%

YES
(Stayed)

NO
(Switched)

Stayed with
Original Plan?

YES= 23.5%

NO= 76.5%

YES
(Stayed)

NO
(Switched)

N=2

N=8

N=2

N=5

20.00%

80.00%

28.60%

71.40%

YES

NO

YES

NO

Graduated within 6
yrs?

TOTAL

YES= 70.6% NO= 29.4%

YES

NO

YES

NO

N=2

N=0

N=5

N=3

N=2

N=0

N=3

N=2

100.00%

0.00%

62.50%

37.50%

100.00%

0.00%

60.00%

40.00%

Native Grads
within 6 yrs

YES= 70%

NO= 30%

Transfer
Grads
within
6 yrs

YES= 71.4%

NO= 28.6%

2013-2014 Distinct First-Time Bachelor's Degree Graduates

N=37

Mathematics

Has
≥ 14
Transfer
Credits?

NO
(Native)

YES
(Transfer)

N=17

N=20

45.90%

54.10%

YES
(Stayed)

NO
(Switched)

Stayed with
Original Plan?

YES
(Stayed)

NO
(Switched)

YES= 16.2%

NO= 83.8%

N=1

N=16

5.90%

94.10%

Graduated within 6
yrs?

TOTAL

YES= 78.4% NO= 21.6%

YES

NO

YES

NO

YES

NO

YES

NO

N=1

N=0

N=11

N=5

N=4

N=1

N=13

N=2

100.00%

0.00%

68.80%

31.30%

80.00%

20.00%

86.70%

13.30
%

Native Grads
within 6 yrs

YES= 70.6%

NO= 29.4%

Transfer
Grads
within
6 yrs

YES= 85%

NO= 15%

2013-2014 Distinct First-Time Bachelor's Degree Graduates

N=70

Mechanical & Biomedical Eng

Has
≥ 14
Transfer
Credits?

NO
(Native)

YES
(Transfer)

N=44

N=26

62.90%

37.10%

YES
(Stayed)

NO
(Switched)

Stayed with
Original Plan?

YES= 64.3%

NO= 35.7%

YES
(Stayed)

NO
(Switched)

N=26

N=18

N=19

N=7

59.10%

40.90%

73.10%

26.90%

YES

NO

YES

NO

Graduated within 6
yrs?

TOTAL

YES= 74.3% NO= 25.7%

YES

NO

YES

NO

N=18

N=8

N=12

N=6

N=17

N=2

N=5

N=2

69.20%

30.80%

66.70%

33.30%

89.50%

10.50%

71.40%

28.60
%

Native Grads
within 6 yrs

YES= 68.2%

NO= 31.8%

Transfer
Grads
within
6 yrs

YES= 84.6%

NO= 15.4%

2013-2014 Distinct First-Time Bachelor's Degree Graduates

N=18

Music

Has
≥ 14
Transfer
Credits?

NO
(Native)

YES
(Transfer)

N=12

N=6

66.70%

33.30%

YES
(Stayed)

NO
(Switched)

Stayed with
Original Plan?

YES= 61.1%

NO= 38.9%

YES
(Stayed)

NO
(Switched)

N=6

N=6

50.00%

50.00%

Graduated within 6
yrs?

TOTAL

YES= 88.9% NO= 11.1%

N=5

N=1

83.30%

16.70%

YES

NO

YES

NO

YES

NO

YES

NO

N=6

N=0

N=5

N=1

N=5

N=0

N=0

N=1

100.00%

0.00%

83.30%

16.70%

100.00%

0.00%

0.00%

100.00%

Native Grads
within 6 yrs

YES= 91.7%

NO= 8.3%

Transfer
Grads
within
6 yrs

YES= 83.3%

NO= 16.7%

2013-2014 Distinct First-Time Bachelor's Degree Graduates

N=228

Nursing

Has
≥ 14
Transfer
Credits?

NO
(Native)

YES
(Transfer)

N=51

N=177

22.40%

77.60%

YES
(Stayed)

NO
(Switched)

Stayed with
Original Plan?

YES
(Stayed)

NO
(Switched)

YES= 32.9%

NO= 67.1%

N=5

N=46

N=70

N=107

9.80%

90.20%

39.50%

60.50%

YES

NO

YES

NO

Graduated within 6
yrs?

TOTAL

YES= 68%

NO= 32%

YES

NO

YES

NO

N=1

N=4

N=26

N=20

N=64

N=6

N=64

N=43

20.00%

80.00%

56.50%

43.50%

91.40%

8.60%

59.80%

40.20%

Native Grads
within 6 yrs

YES= 52.9%

NO= 47.1%

Transfer
Grads within
6 yrs

YES= 72.3%

NO= 27.7%

2013-2014 Distinct First-Time Bachelor's Degree Graduates

N=9

Philosophy

Has
≥ 14
Transfer
Credits?

NO
(Native)

YES
(Transfer)

N=5

N=4

55.60%

44.40%

Stayed with
Original Plan?

YES
(Stayed)

NO
(Switched)

YES
(Stayed)

NO
(Switched)

YES= 33.3%

NO= 66.7%

N=1

N=4

N=2

N=2

20.00%

80.00%

50.00%

50.00%

Graduated within 6
yrs?

TOTAL

YES= 66.7% NO= 33.3%

YES

NO

YES

NO

YES

NO

YES

NO

N=1

N=0

N=2

N=2

N=2

N=0

N=1

N=1

100.00%

0.00%

50.00%

50.00%

100.00%

0.00%

50.00%

50.00%

Native Grads
within 6 yrs

YES= 60%

NO= 40%

Transfer
Grads within
6 yrs

YES= 75%

NO= 25%

2013-2014 Distinct First-Time Bachelor's Degree Graduates

N=8

Physics

Has
≥ 14
Transfer
Credits?

NO
(Native)

YES
(Transfer)

N=5

N=3

62.50%

37.50%

Stayed with
Original Plan?

YES
(Stayed)

NO
(Switched)

YES
(Stayed)

NO
(Switched)

YES= 37.5%

NO= 62.5%

N=1

N=4

N=2

N=1

20.00%

80.00%

66.70%

33.30%

Graduated within 6
yrs?

TOTAL

YES= 62.5% NO= 37.5%

YES

NO

YES

NO

YES

NO

YES

NO

N=1

N=0

N=2

N=2

N=1

N=1

N=1

N=0

100.00%

0.00%

50.00%

50.00%

50.00%

50.00%

100.00%

0.00%

Native Grads
within 6 yrs

YES= 60%

NO= 40%

Transfer
Grads
within
6 yrs

YES= 66.7%

NO= 33.3%

2013-2014 Distinct First-Time Bachelor's Degree Graduates

N=78

Political Science

Has
≥ 14
Transfer
Credits?

NO
(Native)

YES
(Transfer)

N=42

N=36

53.80%

46.20%

YES
(Stayed)

NO
(Switched)

Stayed with
Original Plan?

YES
(Stayed)

NO
(Switched)

YES= 14.1%

NO= 85.9%

N=2

N=40

4.80%

95.20%

Graduated within 6
yrs?

TOTAL

YES= 80.8% NO= 19.2%

YES

NO

YES

NO

YES

NO

YES

NO

N=1

N=1

N=30

N=10

N=8

N=1

N=24

N=3

50.00%

50.00%

75.00%

25.00%

88.90%

11.10%

88.90%

11.10%

Native Grads
within 6 yrs

YES= 73.8%

NO= 26.2%

Transfer
Grads within
6 yrs

YES= 88.9%

NO= 11.1%

2013-2014 Distinct First-Time Bachelor's Degree Graduates

N=146

Psychology

Has
≥ 14
Transfer
Credits?

NO
(Native)

YES
(Transfer)

N=73

N=73

50.00%

50.00%

YES
(Stayed)

NO
(Switched)

Stayed with
Original Plan?

YES= 11%

NO= 89%

YES
(Stayed)

NO
(Switched)

N=3

N=70

N=13

N=60

4.10%

95.90%

17.80%

82.20%

YES

NO

YES

NO

Graduated within 6
yrs?

TOTAL

YES= 73.3% NO= 26.7%

YES

NO

YES

NO

N=1

N=2

N=46

N=24

N=11

N=2

N=49

N=11

33.30%

66.70%

65.70%

34.30%

84.60%

15.40%

81.70%

18.30%

Native Grads
within 6 yrs

YES= 64.4%

NO= 35.6%

Transfer
Grads within
6 yrs

YES= 82.2%

NO= 17.8%

2013-2014 Distinct First-Time Bachelor's Degree Graduates

N=16

Radiologic Sciences

Has
≥ 14
Transfer
Credits?

NO
(Native)

YES
(Transfer)

N=6

N=10

37.50%

62.50%

Stayed with
Original Plan?

YES
(Stayed)

NO
(Switched)

YES
(Stayed)

NO
(Switched)

YES= 6.3%

NO= 93.7%

N=1

N=5

N=0

N=10

16.70%

83.30%

0.00%

100.00%

Graduated within 6
yrs?

TOTAL

YES= 75%

NO= 25%

YES

NO

YES

NO

YES

NO

YES

NO

N=1

N=0

N=3

N=2

N=0

N=0

N=8

N=2

100.00%

0.00%

60.00%

40.00%

0.00%

0.00%

80.00%

20.00%

Native Grads
within 6 yrs

YES= 66.7%

NO= 33.3%

Transfer
Grads
within
6 yrs

YES= 80%

NO= 20%

2013-2014 Distinct First-Time Bachelor's Degree Graduates

N=61

Respiratory Care

Has
≥ 14
Transfer
Credits?

NO
(Native)

YES
(Transfer)

N=8

N=53

13.10%

86.90%

YES
(Stayed)

NO
(Switched)

Stayed with
Original Plan?

YES= 44.3%

NO= 55.7%

YES
(Stayed)

NO
(Switched)

N=2

N=6

N=25

N=28

25.00%

75.00%

47.20%

52.80%

YES

NO

YES

NO

Graduated within 6
yrs?

TOTAL

YES= 83.6% NO= 16.4%

YES

NO

YES

NO

N=1

N=1

N=3

N=3

N=23

N=2

N=24

N=4

50.00%

50.00%

50.00%

50.00%

92.00%

8.00%

85.70%

14.30%

Native Grads
within 6 yrs

YES= 50%

NO= 50%

Transfer
Grads within
6 yrs

YES= 88.7%

NO= 11.3%

2013-2014 Distinct First-Time Bachelor's Degree Graduates

N=74

School of Social Work

Has
≥ 14
Transfer
Credits?

NO
(Native)

YES
(Transfer)

N=34

N=40

45.90%

54.10%

Stayed with
Original Plan?

YES
(Stayed)

NO
(Switched)

YES
(Stayed)

NO
(Switched)

YES= 60.8%

NO= 39.2%

N=15

N=19

N=30

N=10

44.10%

55.90%

75.00%

25.00%

Graduated within 6
yrs?

TOTAL

YES= 74.3% NO= 25.7%

YES

NO

YES

NO

YES

NO

YES

NO

N=9

N=6

N=10

N=9

N=30

N=0

N=6

N=4

60.00%

40.00%

52.60%

47.40%

100.00%

0.00%

60.00%

40.00%

Native Grads
within 6 yrs

YES= 55.9%

NO= 44.1%

Transfer
Grads within
6 yrs

YES= 90%

NO= 10%

2013-2014 Distinct First-Time Bachelor's Degree Graduates

N=101

Sociology

Has
≥ 14
Transfer
Credits?

NO
(Native)

YES
(Transfer)

N=55

N=46

54.50%

45.50%

YES
(Stayed)

NO
(Switched)

Stayed with
Original Plan?

YES
(Stayed)

NO
(Switched)

YES= 5.9%

NO= 94.1%

N=2

N=53

3.60%

96.40%

Graduated within 6
yrs?

TOTAL

YES= 73.3% NO= 26.7%

YES

NO

YES

NO

YES

NO

YES

NO

N=1

N=1

N=33

N=20

N=4

N=0

N=36

N=6

50.00%

50.00%

62.30%

37.70%

100.00%

0.00%

85.70%

14.30
%

Native Grads
within 6 yrs

YES= 61.8%

NO= 38.2%

Transfer
Grads within
6 yrs

YES= 87%

NO= 13%

2013-2014 Distinct First-Time Bachelor's Degree Graduates

N=15

Special Education

Has
≥ 14
Transfer
Credits?

NO
(Native)

YES
(Transfer)

N=10

N=5

66.70%

33.30%

Stayed with
Original Plan?

YES
(Stayed)

NO
(Switched)

YES
(Stayed)

NO
(Switched)

YES= 13.3%

NO= 86.7%

N=1

N=9

N=1

N=4

10.00%

90.00%

20.00%

80.00%

Graduated within 6
yrs?

TOTAL

YES= 80%

NO= 20%

YES

NO

YES

NO

YES

NO

YES

NO

N=0

N=1

N=8

N=1

N=1

N=0

N=3

N=1

0.00%

100.00%

88.90%

11.10%

100.00%

0.00%

75.00%

25.00%

Native Grads
within 6 yrs

YES= 80%

NO= 20%

Transfer
Grads within
6 yrs

YES= 80%

NO= 20%

2013-2014 Distinct First-Time Bachelor's Degree Graduates

N=11

Theatre Arts

Has
≥ 14
Transfer
Credits?

NO
(Native)

YES
(Transfer)

N=8

N=3

72.70%

27.30%

YES
(Stayed)

NO
(Switched)

Stayed with
Original Plan?

YES= 54.5%

NO= 45.5%

YES
(Stayed)

NO
(Switched)

N=4

N=4

N=2

N=1

50.00%

50.00%

66.70%

33.30%

YES

NO

YES

NO

Graduated within 6
yrs?

TOTAL

YES= 81.8% NO= 18.2%

YES

NO

YES

NO

N=4

N=0

N=2

N=2

N=2

N=0

N=1

N=0

100.00%

0.00%

50.00%

50.00%

100.00%

0.00%

100.00%

0.00%

Native Grads
within 6 yrs

YES= 75%

NO= 25%

Transfer
Grads
within
6 yrs

YES= 100%

NO= 0%

2013-2014 Distinct First-Time Bachelor's Degree Graduates

N=46

World Languages

Has
≥ 14
Transfer
Credits?

NO
(Native)

YES
(Transfer)

N=26

N=20

56.50%

43.50%

Stayed with
Original Plan?

YES
(Stayed)

NO
(Switched)

YES
(Stayed)

NO
(Switched)

YES= 13%

NO= 87%

N=2

N=24

N=4

N=16

7.70%

92.30%

20.00%

80.00%

Graduated within 6
yrs?

TOTAL

YES= 73.9% NO= 26.1%

YES

NO

YES

NO

YES

NO

YES

NO

N=2

N=0

N=13

N=11

N=4

N=0

N=15

N=1

100.00%

0.00%

54.20%

45.80%

100.00%

0.00%

93.80%

6.30%

Native Grads
within 6 yrs

YES= 57.7%

NO= 42.3%

Transfer
Grads
within
6 yrs

YES= 95%

NO= 5%