

# Results of the 2015-16 Graduating Student Survey

Shari Ellertson & Nick Warcholak  
Institutional Research

## Background

- Administered every Fall and Spring semester to all students completing all degree types
- Survey contains questions in the following categories as well as a number of open-ended items:
  - Experiences with department, courses, faculty, out-of-class activities, etc.
  - Participation in curricular and co-curricular activities
  - Satisfaction with major and Boise State
  - After-college plans (NEW!)

## Overview

- Developments to the survey
- Results
  - Trends over time
  - Updated prediction models
  - What's helping/hindering students' success?
- After-college plans
- New dashboard
- Next steps

\* This presentation focuses on the Undergraduate student results.

## Survey Developments

- Collaborated with Career Center
- Improved a number of survey items
- Piloted College/Dept. questions with COHS, School of Social Work, and MDS
- Used incentives to improve response rates
- Added data from other sources
- Created presentation of results in Tableau

**B**  
BOISE STATE UNIVERSITY

## Incentives have increased our response rates

**Average Response Rates**

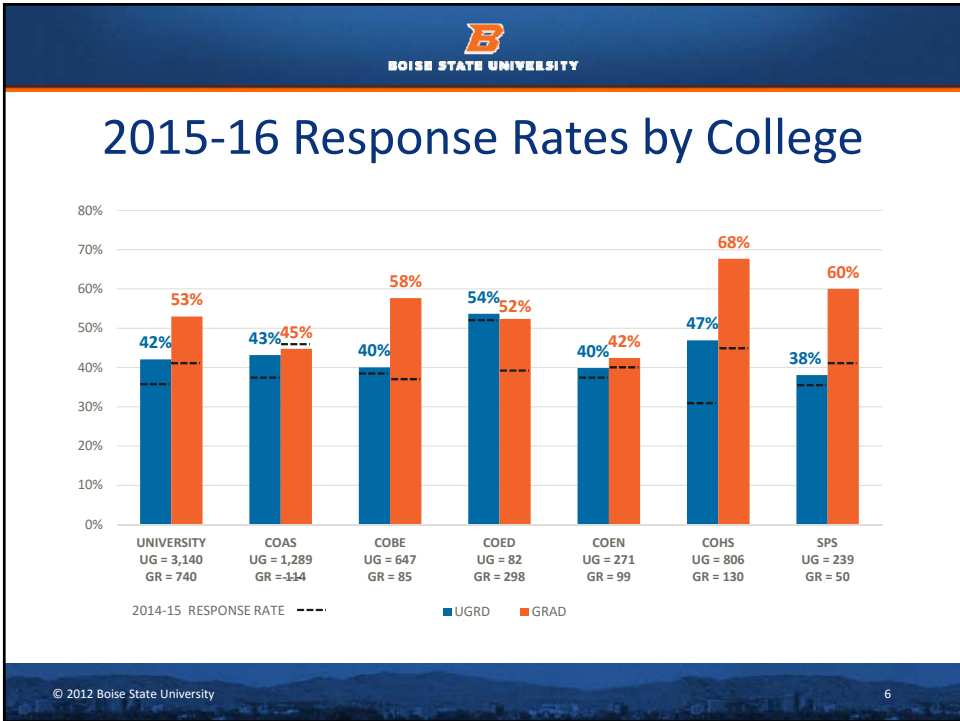
**Without incentives:**

- 2011 to Spring 2015 average response rate = 41%
- Summer & Fall 2015 response rate = 34%

**With incentives:**

- Spring '16, discount on regalia = 50% overall RR
- Summer & Fall '16, t-shirt = 54% overall RR (and this one is still in progress)

© 2012 Boise State University 5





## A number of positive trends have continued, since 2010-11

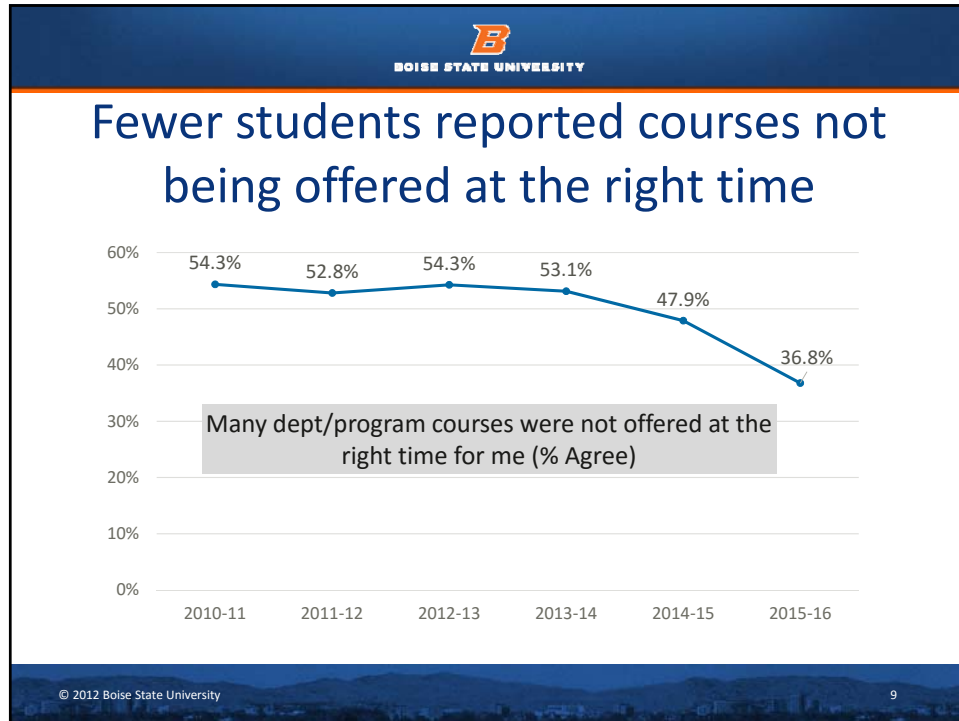
More of our graduates agreed:

- + I received sound academic advice (80% vs. 75%)
- + Faculty were outstanding teachers (87% vs. 83%)
- + Faculty were genuinely interested in the welfare of students (92% vs. 88%)
- + Met with an advisor at least every year (73% vs. 60% in 2012-13)



## More positive trends

- + Interactions with peers in the dept. were a major source of motivation and support (76% vs. 71%)
- + Participated in community service through the University (59% vs. 51%)
- + Worked with a faculty member on research, service, or creative project (35% vs. 31%)



**B**  
BOISE STATE UNIVERSITY

## We examined two questions related to satisfaction:

- What predicts satisfaction in the major program?
- What predicts satisfaction with the University?

\* Models control for residency, transfer status, gender, ethnicity, and traditional-aged status

© 2012 Boise State University 10

## What predicts satisfaction with major?

1. Education essential to securing plans
2. Faculty members were outstanding teachers
3. Material across major courses well-integrated
4. Received sound academic advice
5. Had to delay graduation because of unavailable courses (-)
6. Residency (-)

## What predicts satisfaction with Boise State?

1. Education essential to securing plans
2. Material across major courses well-integrated
3. Residency (-)
4. Faculty members were outstanding teachers
5. Received sound academic advice
6. Had to delay graduation because of unavailable courses (-)

## How are these satisfaction models different from prior years?

- The new survey item “education essential in securing plans” is now the strongest predictor in both program and University models.
- The item “received sound academic advice” dropped two spots in both models from last year. Two years ago, this was the strongest predictor.
- The item about courses not being offered at the right time dropped out of the Univ. model.

## What do changes in the models suggest?

- When coupled with other data from the survey, such as more students meeting with an advisor every year and fewer students reporting that courses were not available at the right times, the results suggest positive movement around the topic of advising at the institution.



## What's helping students succeed? Theme #1 from student comments

*My undergraduate research and internships help me to connect my learning to real world problems.*

- Hands-on experiences were especially beneficial, particularly service-learning, internships, field experience, research with faculty, etc. Less formalized experiences like field trips also were cited as helpful.
- About 40% of the positive comments were around this theme.



## What's helping students succeed? Theme #2 from student comments

*Integration and feeling part of Bronco Nation was a huge deal in my experiences outside the classroom. This made me feel part of a group of individuals who cared not only about academics, but for the community as well.*

- Participating in campus life – co-curricular activities (clubs, Greek life), working on campus, attending events – is beneficial.
- About 28% of the comments referenced this theme.



## What's helping students succeed? Theme #3 from student comments

*The administrative assistant believed in me. She gave me many motivational talks, and told me I could absolutely succeed in what I was trying to do. Her faith in me was very motivational and incredibly helpful.*

- Having a supportive environment and being part of a community – group work outside of class, getting to know faculty, having a staff member go the extra mile – all benefit students' experiences.
- About 25% of the comments were in the areas of caring community and academic support.

## What's getting in the way?

- Transferring credits can feel like a challenge.
  - Responses were about 50/50 around transferring either being very easy and seamless or difficult, confusing, unclear, etc.
- Conflicting information sometimes received through advising process
- Negative interactions or lack of responsiveness with faculty, staff, or peers
- Other issues: course scheduling, parking



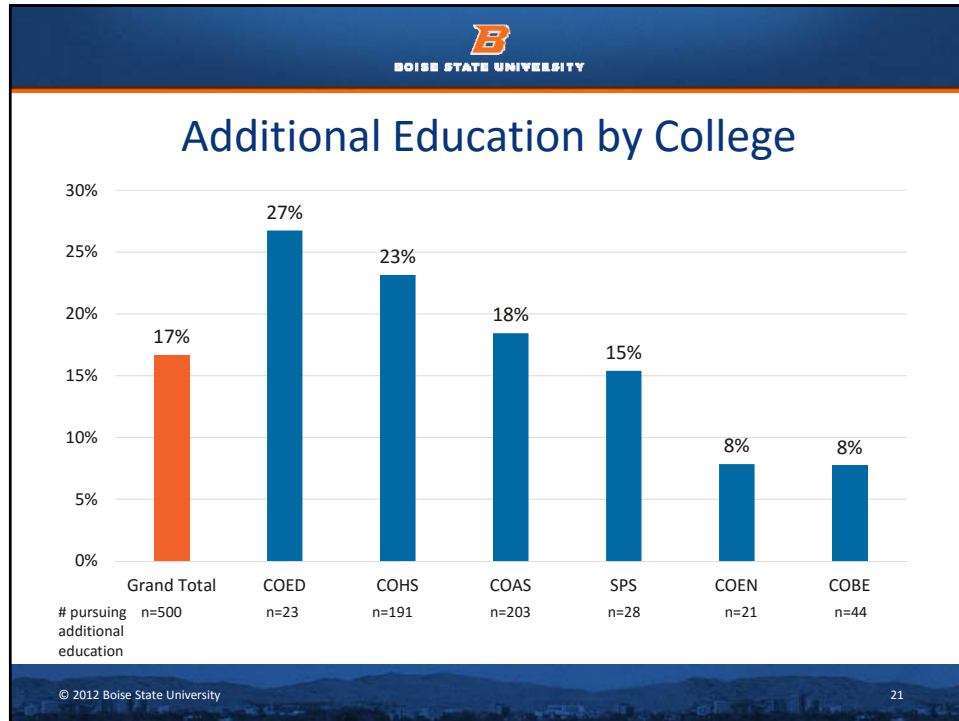
## After-College Plans

- Most of our graduates said they will be working full- or part-time for others or themselves after graduation
  - 91.7% of doctoral graduates
  - 89.7% of master's graduates
  - 83.3% of baccalaureate graduates
- Top 5 employers: St. Luke's, Saint Alphonsus, Boise State, Micron, Boise School District



## Furthering their Education

- 36% of those completing undergrad degrees said they **plan to** further their education
- 17% (or 500) of bachelor's degree recipients continued their education the following year at 133 institutions (from National Student Clearinghouse data)
  - Nearly half of them (n=237) continued at Boise State, with a majority (70%) entering graduate programs and the rest pursuing additional undergraduate education



**B**  
BOISE STATE UNIVERSITY

## Summary of Results

- The changes in the data over time suggest real improvements in students' experiences
  - Accessing advising more
  - Fewer course scheduling impediments
  - Better connections with faculty and other students
  - Growing recognition of the value of outside experiences (High Impact Practices like internships, service-learning, research with faculty)

© 2012 Boise State University 22

## Accessing Results in [Tableau](#)

A new interactive dashboard has been developed for the survey results



See [ir.boisestate.edu/surveyresults](http://ir.boisestate.edu/surveyresults) for this and other materials including the survey instrument, response rates, and other updates.

## Next Steps

- Develop a more complete picture about what happens to our graduates
  - Implementing a 6-month after graduation survey
  - Supplementing with other data sources, such as the National Student Clearinghouse
- Continue with incentives
  - Encouraging colleges and departments to let students know they value the survey results
- Partner with additional colleges and departments to add their specific questions
  - Additional details about the process for this will be sent to deans and chairs